

GREENBERG QUINLAN ROSNER RESEARCH

April 28, 2009

State of the Congressional Battleground

40 Democratic-Held Seats, 15 Republican-Held Seats



DEMOCRACY CORPS
CARVILLE ♦ GREENBERG

Methodology

Survey in the Congressional Battleground

1,500 likely voters (1,515 unweighted) in 40 Democratic-held battleground House districts and 15 Republican-held battleground House districts

500 Democratic Tier 1 (510 unweighted)

500 Democratic Tier 2 (503 unweighted)

500 Republican (502 unweighted)

April 16-21, 2009

Margin of Error: 2.6% (4.5% within each tier and GOP battleground)

Tier 1: 20 most competitive Democratic-held congressional districts

STATE AND DISTRICT	DEMOCRATIC INCUMBENT	INCUMBENT SINCE	2008 CONG. MARGIN	2006 CONG. MARGIN	2008 PRES. MARGIN
ALABAMA 02	Bobby Bright	2008	Dem. +1	Rep. +39	McCain +27
ALABAMA 05	Parker Griffith	2008	Dem. +4	No Rep.	McCain +23
COLORADO 04	Betsy Markey	2008	Dem. +12	Rep. +3	McCain +1
FLORIDA 08	Alan Grayson	2008	Dem. +4	Rep. +7	Obama +6
FLORIDA 24	Suzanne Kosmas	2008	Dem. +16	Rep. +16	McCain +4
GEORGIA 08	Jim Marshall	2002	Dem. +14	Dem. +1	McCain +13
IDAHO 01	Walt Minnick	2008	Dem. +1	Rep. +5	McCain +26
MARYLAND 01	Frank Kratovil	2008	Dem. +1	Rep. +38	McCain +18
MICHIGAN 07	Mark Schauer	2008	Dem. +2	Rep. +4	Obama +5
MISSISSIPPI 01	Travis Childers	2008	Dem. +11	Rep. +32	McCain +24
NEVADA 03	Dina Titus	2008	Dem. +5	Rep. +2	Obama +13
NEW HAMPSHIRE 02	n/a	n/a	Dem. +15	Dem. +7	Obama +13
NEW MEXICO 02	Harry Teague	2008	Dem. +12	Rep. +19	Obama +23
NEW YORK 24	Mike Arcuri	2006	Dem. +4	Dem. +9	Obama +2
NEW YORK 29	Eric Massa	2008	Dem. +2	Rep. +3	McCain +2
OHIO 15	Mary Jo Kilroy	2008	Dem. +1	Rep. +0.5	Obama +9
PENNSYLVANIA 03	Kathy Dahlkemper	2008	Dem. +2	Rep. +12	McCain +0.01
TEXAS 17	Chet Edwards	1990	Dem. +7	Dem. +18	McCain +35
VIRGINIA 02	Glenn Nye	2008	Dem. +5	Rep. +3	Obama +2
VIRGINIA 05	Tom Perriello	2008	Dem. +0.2	Rep. +19	McCain +2
TOTAL DEMOCRATIC BATTLEGROUND TIER 1:			DEM. +6	REP. +5	McCain +6

Tier 2: 20 next most competitive Democratic-held congressional districts

STATE AND DISTRICT	DEMOCRATIC INCUMBENT	INCUMBENT SINCE	2008 CONG. MARGIN	2006 CONG. MARGIN	2008 PRES. MARGIN
ARIZONA 01	Ann Kirkpatrick	2008	Dem. +16	Rep. +8	McCain +10
ARIZONA 05	Harry Mitchell	2006	Dem. +10	Dem. +4	McCain +4
CALIFORNIA 11	Jerry McNerney	2006	Dem. +11	Dem. +6	Obama +9
ILLINOIS 11	Debbie Halvorson	2008	Dem. +24	Rep. +10	Obama +8
ILLINOIS 14	Bill Foster	2008	Dem. +15	Rep. +20	Obama +11
INDIANA 09	Baron Hill	2006	Dem. +19	Dem. +4	McCain +1
KANSAS 03	Dennis Moore	1998	Dem. +17	Dem. +31	Obama +2
MICHIGAN 09	Gary Peters	2008	Dem. +9	Rep. +5	Obama +13
NEW HAMPSHIRE 01	Carol Shea-Porter	2006	Dem. +6	Dem. +3	Obama +6
NEW JERSEY 03	John Adler	2008	Dem. +4	Rep. +17	Obama +5
NEW MEXICO 01	Martin Heinrich	2008	Dem. +11	Rep. +0.4	Obama +20
NEW YORK 13	Mike McMahon	2008	Dem. +27	Rep. +14	McCain +2
NORTH CAROLINA 08	Larry Kissell	2008	Dem. +11	Rep. +0.3	Obama +6
OHIO 01	Steve Driehaus	2008	Dem. +5	Rep. +5	Obama +10
OHIO 16	John Boccieri	2008	Dem. +11	Rep. +17	McCain +3
OHIO 18	Zach Space	2006	Dem. +20	Dem. +24	McCain +7
PENNSYLVANIA 10	Chris Carney	2006	Dem. +13	Dem. +6	McCain +8
PENNSYLVANIA 11	Paul Kanjorski	1984	Dem. +3	Dem. +45	Obama +15
TEXAS 23	Ciro Rodriguez	2006	Dem. +14	Dem. +9	Obama +3
WISCONSIN 08	Steve Kagen	2006	Dem. +8	Dem. +2	Obama +8
TOTAL DEMOCRATIC BATTLEGROUND TIER 2:			DEM. +12	DEM. +2	Obama +5

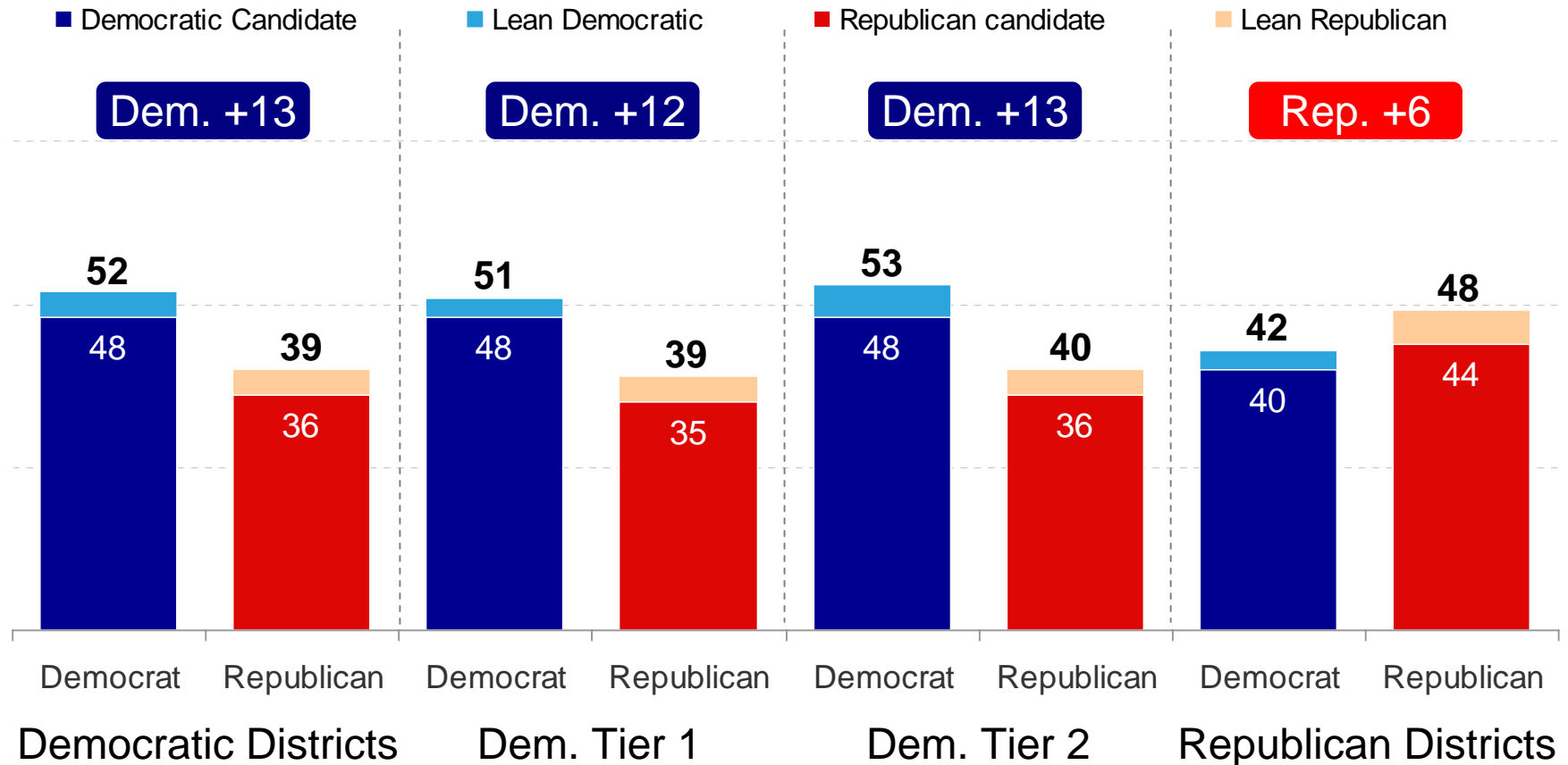
Republican districts: 15 most competitive Republican-held seats

STATE AND DISTRICT	REPUBLICAN INCUMBENT	INCUMBENT SINCE	2008 CONG. MARGIN	2006 CONG. MARGIN	2008 PRES. MARGIN
CALIFORNIA 03	Dan Lungren	2004	Rep. +5	Rep. +21	Obama +0.5
CALIFORNIA 44	Ken Calvert	1992	Rep. +2	Rep. +23	Obama +1
CALIFORNIA 50	Brian Bilbray	1994*	Rep. +5	Rep. +10	Obama +4
DELAWARE AL	Mike Castle	1992	Rep. +23	Rep. +18	Obama +25
FLORIDA 12	n/a	n/a	Rep. +15	Rep. +50	McCain +4
FLORIDA 25	Mario Diaz-Balart	2002	Rep. +6	Rep. +16	McCain +1
ILLINOIS 10	Mark Kirk	2000	Rep. +5	Rep. +6	Obama +23
LOUISIANA 02	Joseph Cao	2008	Rep. +3	Dem. +14	Obama +49
MICHIGAN 11	Thad McCotter	2002	Rep. +6	Rep. +11	Obama +9
MINNESOTA 03	Erik Paulsen	2008	Rep. +8	Rep. +30	Obama +6
MINNESOTA 06	Michele Bachmann	2006	Rep. +3	Rep. +8	McCain +9
MISSOURI 09	Blaine Luetkemeyer	2008	Rep. +2	Rep. +25	McCain +11
NEW JERSEY 07	Leonard Lance	2008	Rep. +8	Rep. +1	Obama +3
PENNSYLVANIA 06	Jim Gerlach	2002	Rep. +4	Rep. +2	Obama +17
WASHINGTON 08	Dave Reichert	2004	Rep. +6	Rep. +2	Obama +15
TOTAL REPUBLICAN BATTLEGROUND:			REP. +10	REP. +16	Obama +8

*Note: Congressman Brian Bilbray was first elected in 1994; he was redistricted from the CA-49 to the CA-50 in 2006.

Incumbents lead named vote, but below 50 percent in Rep. battleground

*I know it's a long way off, but thinking about the election for **Congress in 2010**, if the election for **U.S. Congress** were held today, would you be voting for (Democratic Candidate) or (Republican Candidate)?*



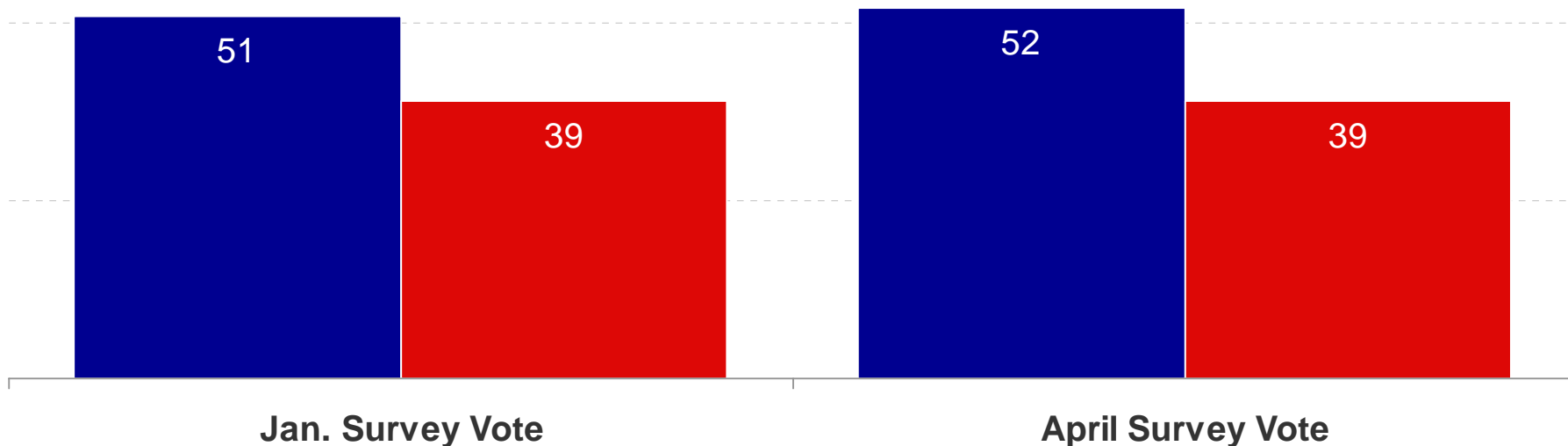
**Note: For each district, the incumbents' names were inserted preceded by their party identification, matched against a generic candidate of opposition party.*

Democratic incumbent vote stable since January

*I know it's a long way off, but thinking about the election for **Congress in 2010**, if the election for **U.S. Congress** were held today, would you be voting for (Democratic Candidate) or (Republican Candidate)?*

■ Democratic Candidate ■ Republican candidate

April – Jan.:
Incumbent +1

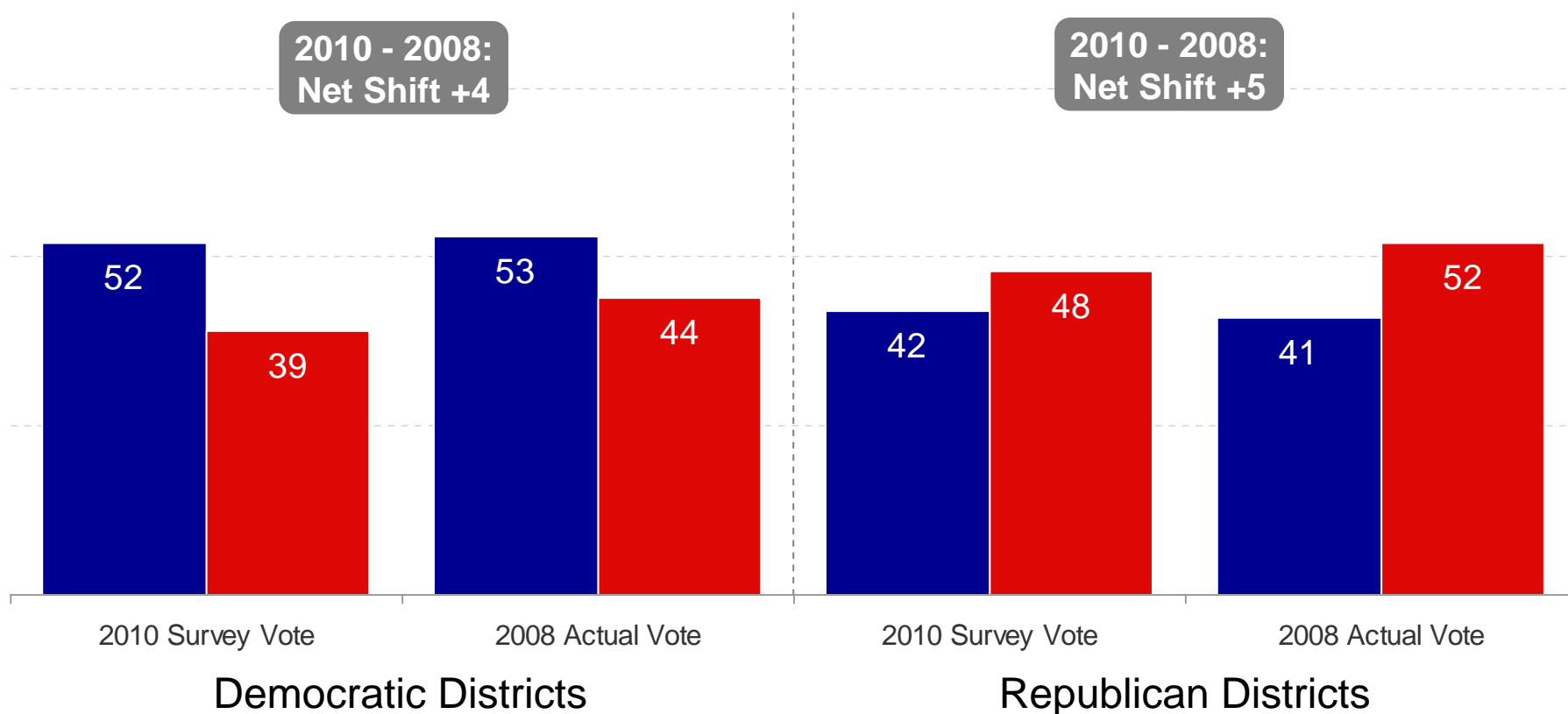


**Note: For each district, the incumbents' names were inserted, preceded by their party identification, and were matched against a generic candidate from the opposition party. Numbers do not include NH-02, which was not part of the January battleground wave.*

Incumbents' vote slightly down, margin up from 2008 margin

*I know it's a long way off, but thinking about the election for **Congress in 2010**, if the election for **U.S. Congress** were held today, would you be voting for (Democratic Candidate) or (Republican Candidate)?*

■ Democratic Candidate ■ Republican candidate



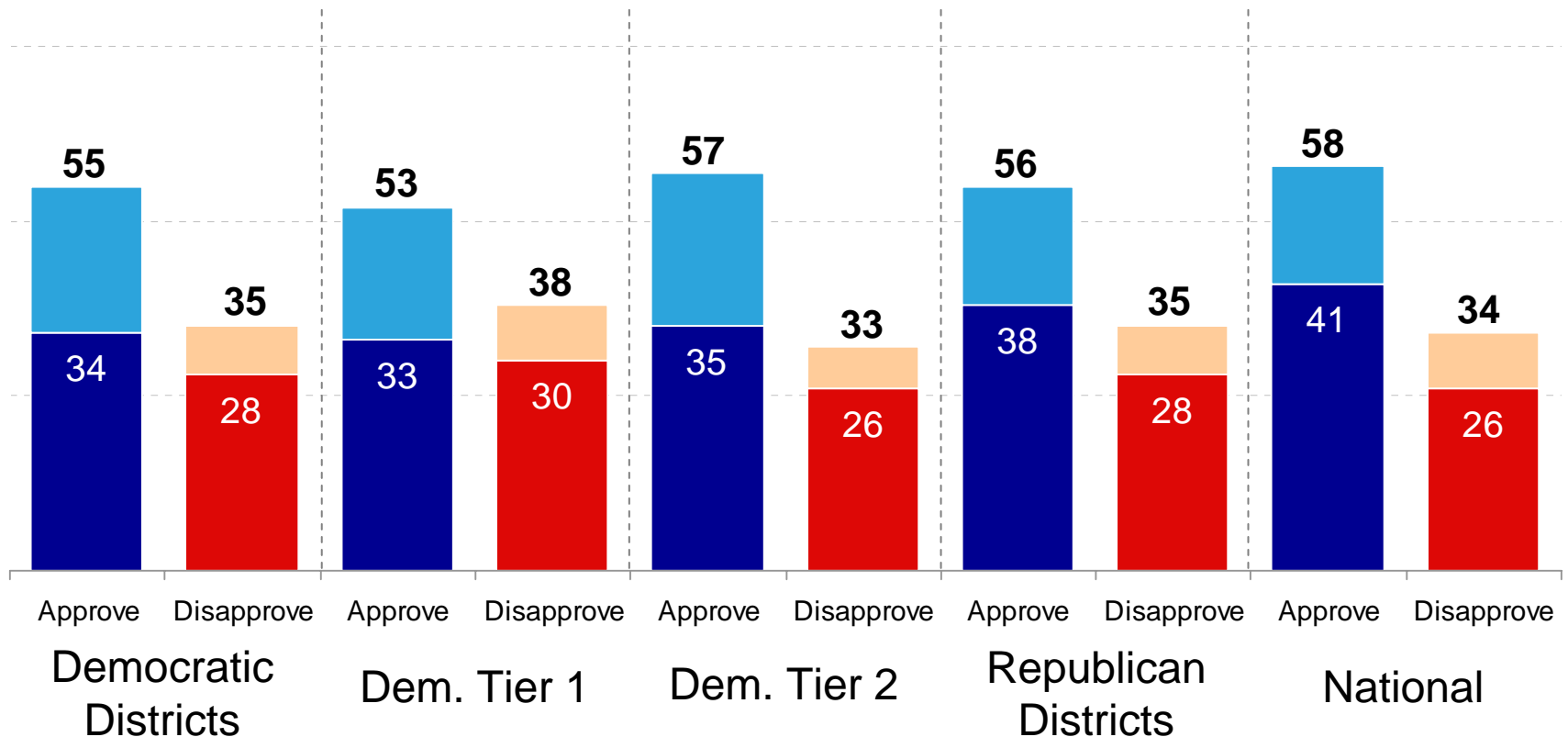
**Note: For each district, the incumbents' names were inserted, preceded by their party identification, and were matched against a generic candidate from the opposition party. The 2008 actual vote comes from official reports by the secretaries of state.*

Obama Strong, Republicans Weak

Job approval very high for Obama across battleground

Do you approve or disapprove of the job being done by Barack Obama as president?

■ Strongly Approve
 ■ Somewhat Approve
 ■ Strongly Disapprove
 ■ Somewhat Disapprove



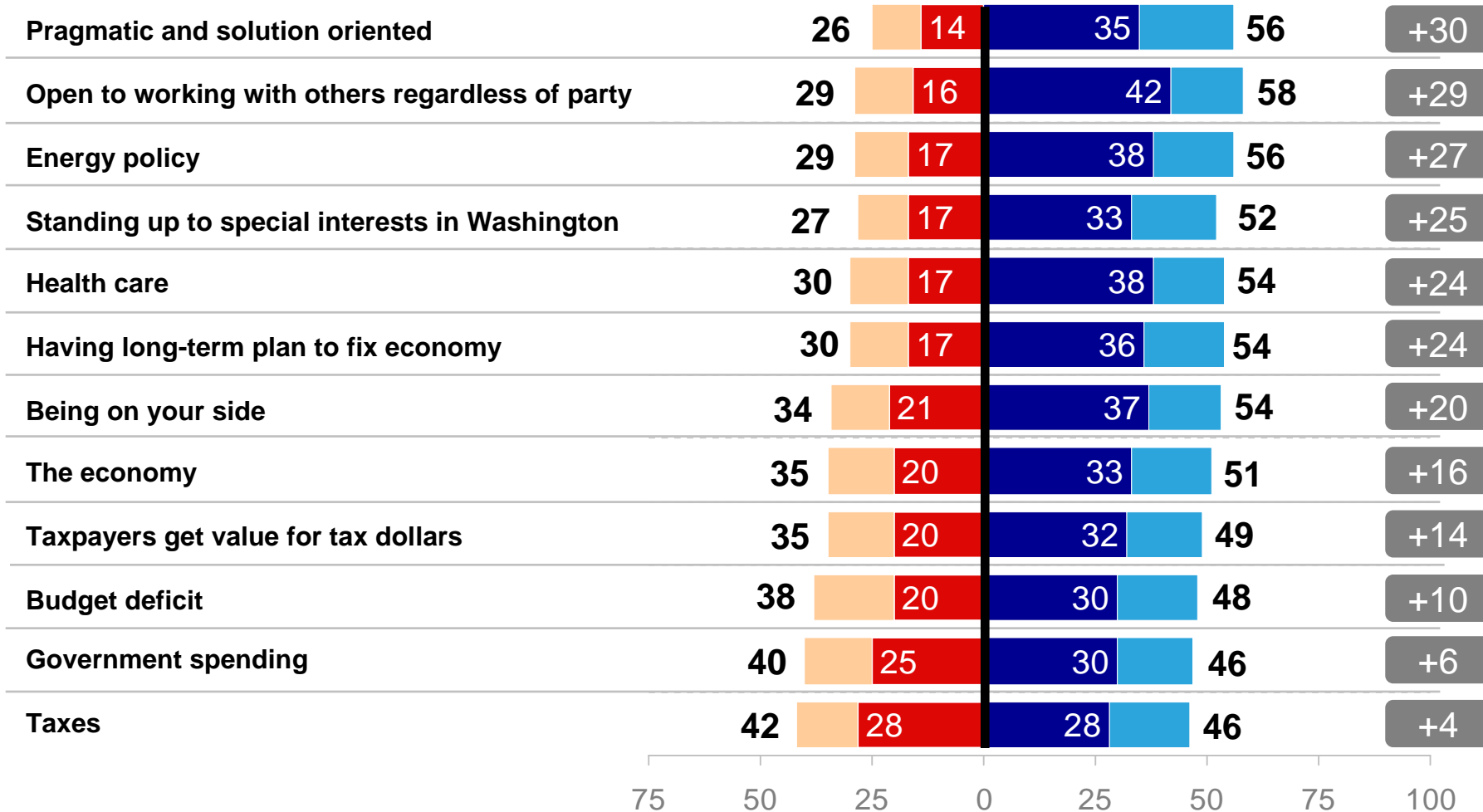
*Note: National data from Democracy Corps survey of 1,000 2008 voters nationwide conducted March 25-29, 2009.

Obama dominates on issues: Democratic battleground

Now I am going to ask you something different. I am going to read a list of issues and I want you to tell me whether, overall, you think Barack Obama or the Republicans would do a better job with this issue.

Obama – Rep.

■ Republicans Much ■ Republicans Somewhat ■ Obama Much ■ Obama Somewhat

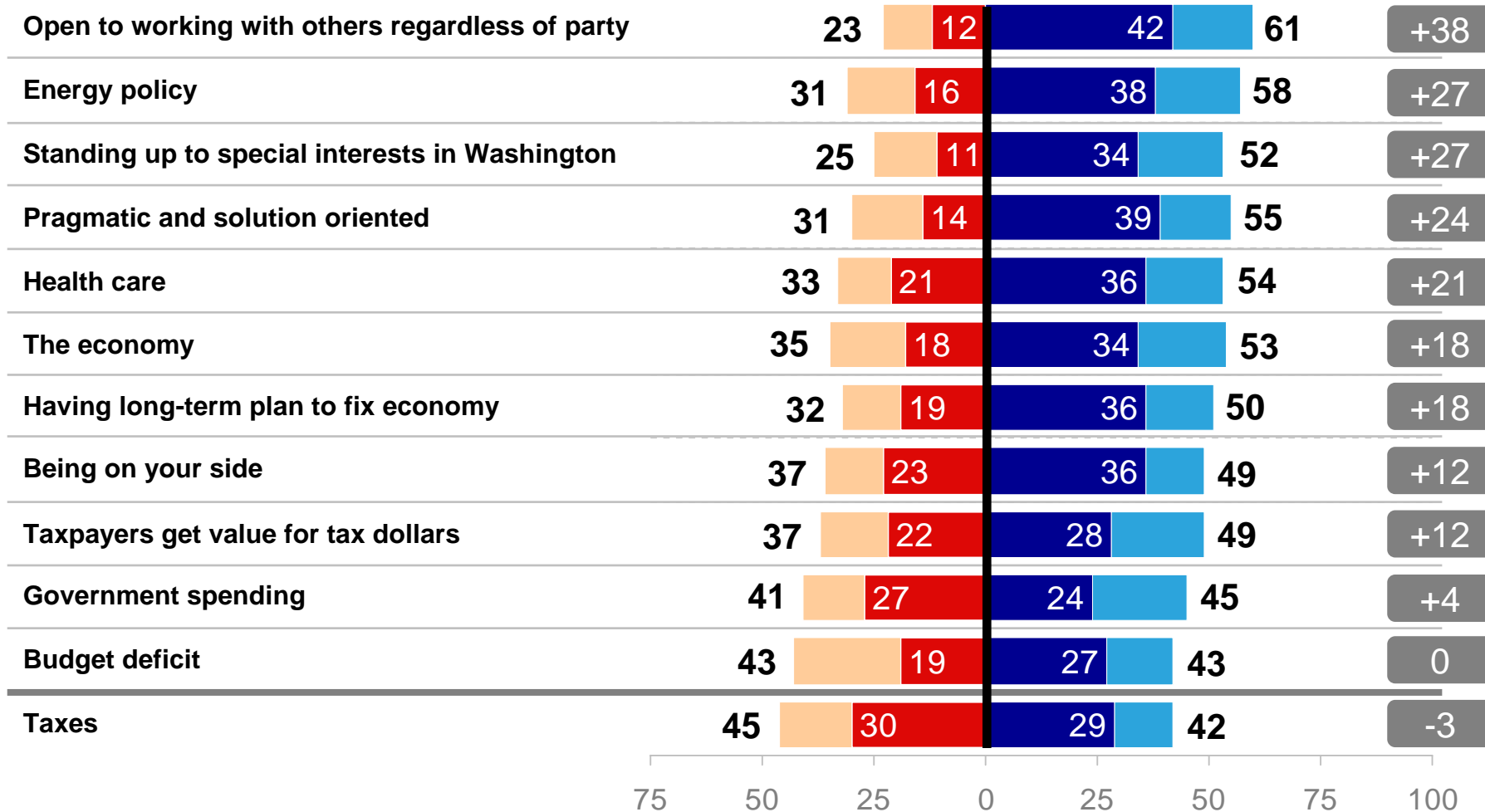


Obama dominates on the issues: Republican battleground

Now I am going to ask you something different. I am going to read a list of issues and I want you to tell me whether, overall, you think Barack Obama or the Republicans would do a better job with this issue.

Dem. –
Rep.

■ Republicans Much ■ Republicans Somewhat ■ Obama Much ■ Obama Somewhat




Republicans still in disrepute in battleground

Now, I'd like to rate your feelings toward some people and organizations, with one hundred meaning a VERY WARM, FAVORABLE feeling; zero meaning a VERY COLD, UNFAVORABLE feeling; and fifty meaning not particularly warm or cold.

Therm. Mean **Warm - Cool**

■ Cool ■ Warm

Democratic Party



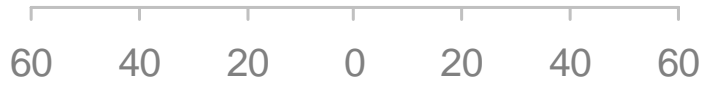
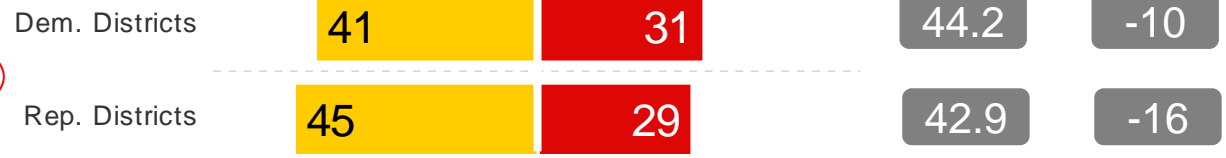
The Democratic Congress



Republican Party



Republicans in Congress



What is the state of the incumbents?

Incumbents' favorability similar in Democratic, Republican districts

Now, I'd like to rate your feelings toward some people and organizations, with one hundred meaning a VERY WARM, FAVORABLE feeling; zero meaning a VERY COLD, UNFAVORABLE feeling; and fifty meaning not particularly warm or cold.

Therm. Mean **Warm - Cool** **Percent ID**

■ Cool ■ Warm

Democratic Districts




54.4

+13

79

Republican Districts



54.0

+15

74

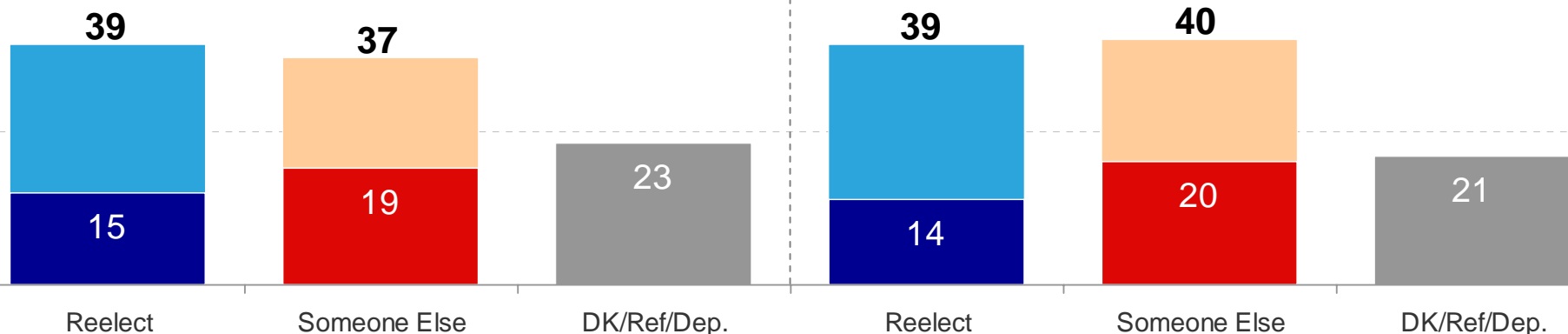


*Note: Actual names of "house incumbents" were inserted.

Many voters uncertain about reelecting incumbents across battleground

As you may know, there will be an election for your Representative to Congress in November, 2010. Do you think you will definitely vote to re-elect (HOUSE INCUMBENT) to Congress, probably vote to re-elect (HOUSE INCUMBENT), probably vote for someone else, or definitely vote for someone else

- Definitely Reelect
- Probably Reelect
- Definitely Vote Someone Else
- Probably Vote Someone Else
- Don't Know/Refused/Depends



Democratic Districts

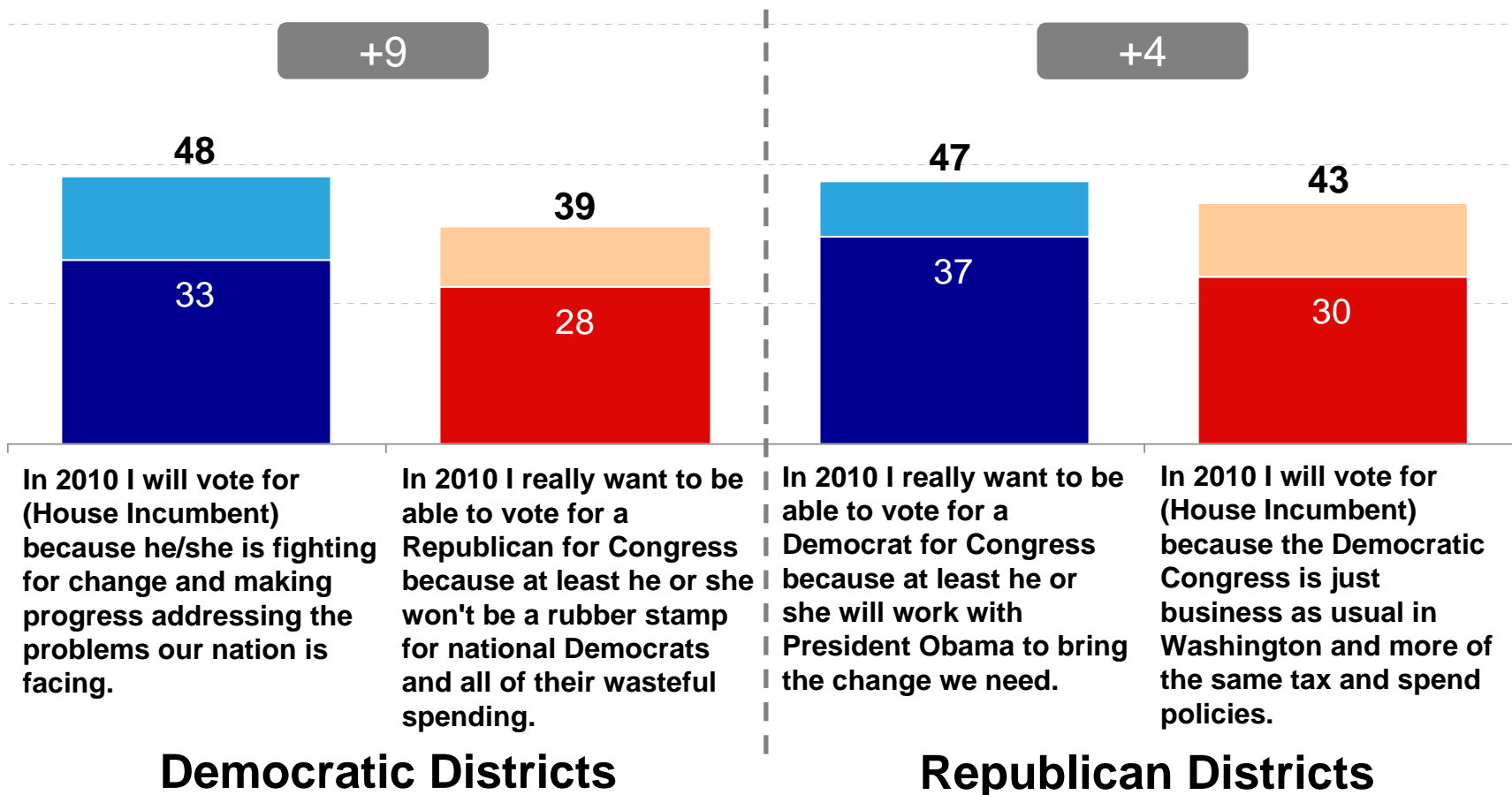
Republican Districts

**Note: The name of the 2008-elected incumbent was inserted in place of "House Incumbent" without party identification for all districts. Question not asked in FL-12 and NH-02 where the incumbent is not running for reelection.*

Dem. incumbents strong, Rep. battleground leans toward Democrat

Now I'm going to read you some pairs of statements. After I read each pair, please tell me whether the FIRST statement or the SECOND statement comes closer to your own view, even if neither is exactly right.

■ First statement strongly ■ First statement not so strongly ■ Second statement strongly ■ Second statement not so strongly

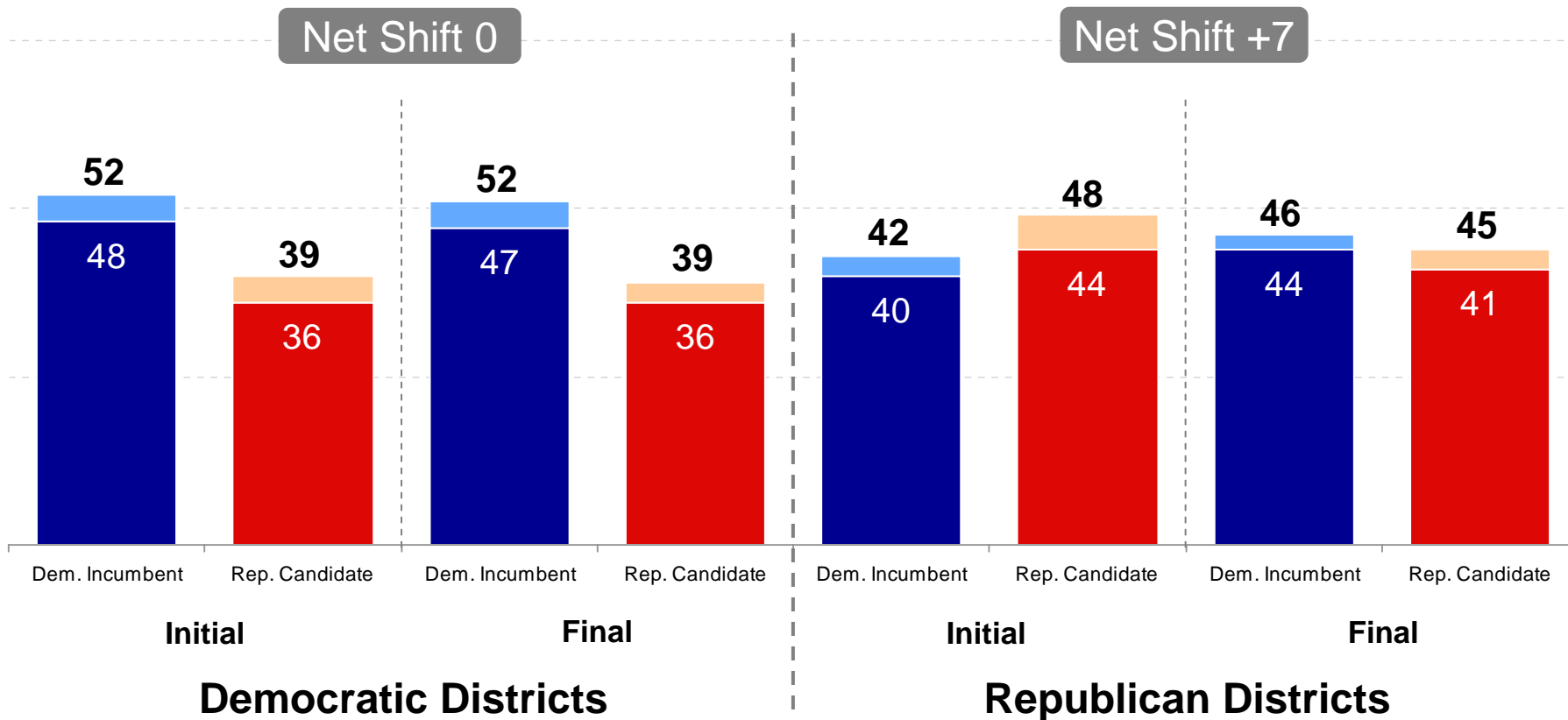


Note: Asked only in Democratic-held battleground districts. Not asked in NH-02, where incumbent is not seeking reelection.

Support for Republican incumbent dwindles after messaging attacks

Now let me ask you again, I know it's a long way off, but thinking about the election for Congress in 2010, if the election for U.S. Congress were held today, would you be voting for -- (DEMOCRATIC CANDIDATE) or (REPUBLICAN CANDIDATE)?

■ Democratic Incumbent ■ Lean Democrat ■ Republican Candidate ■ Lean Republican

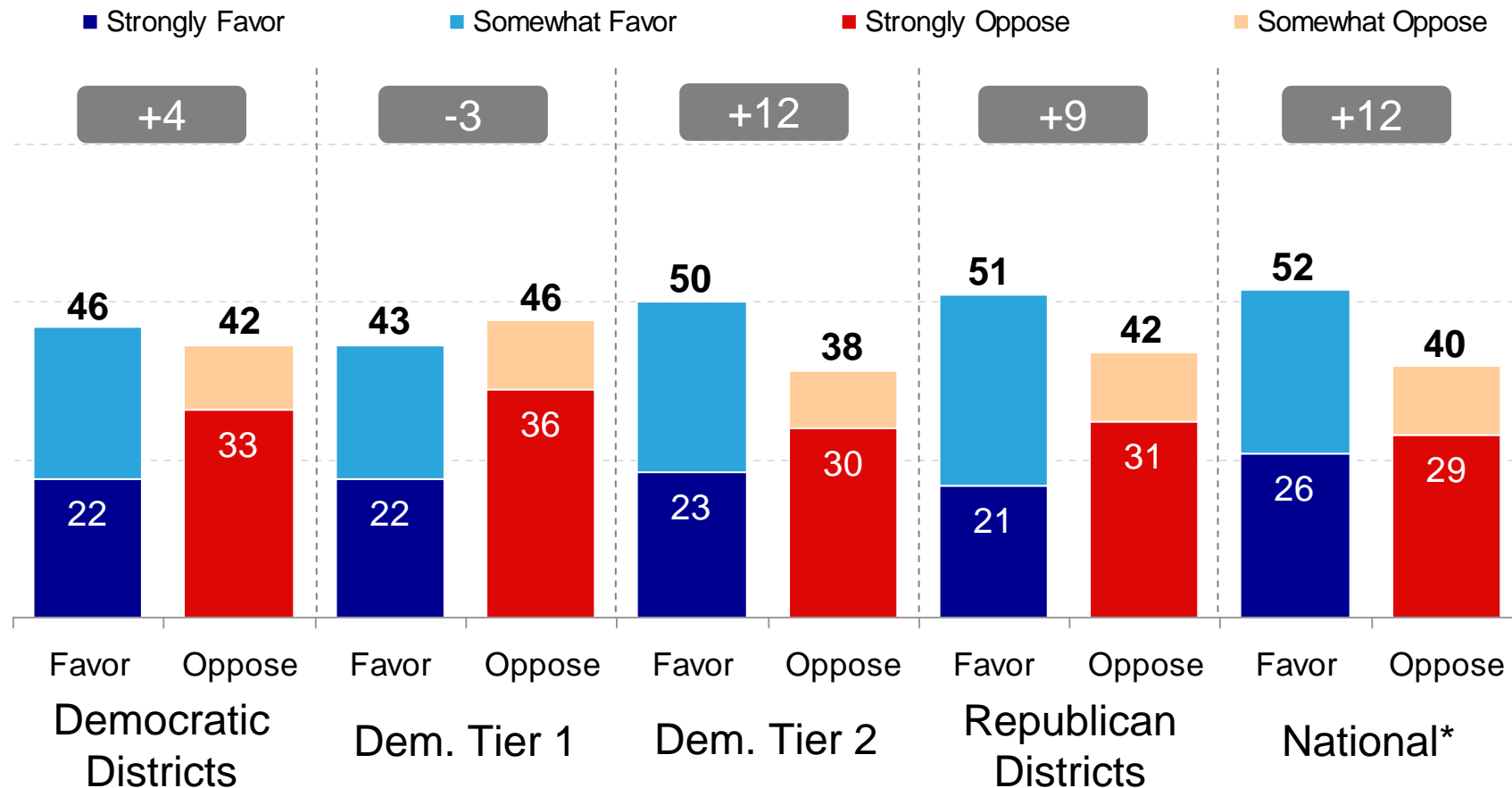


*Note: For each district, the incumbent's name was inserted, with party identification.

Messaging on the economy and budget

Budget favored in GOP Districts, Support Split in Dem Tier 1

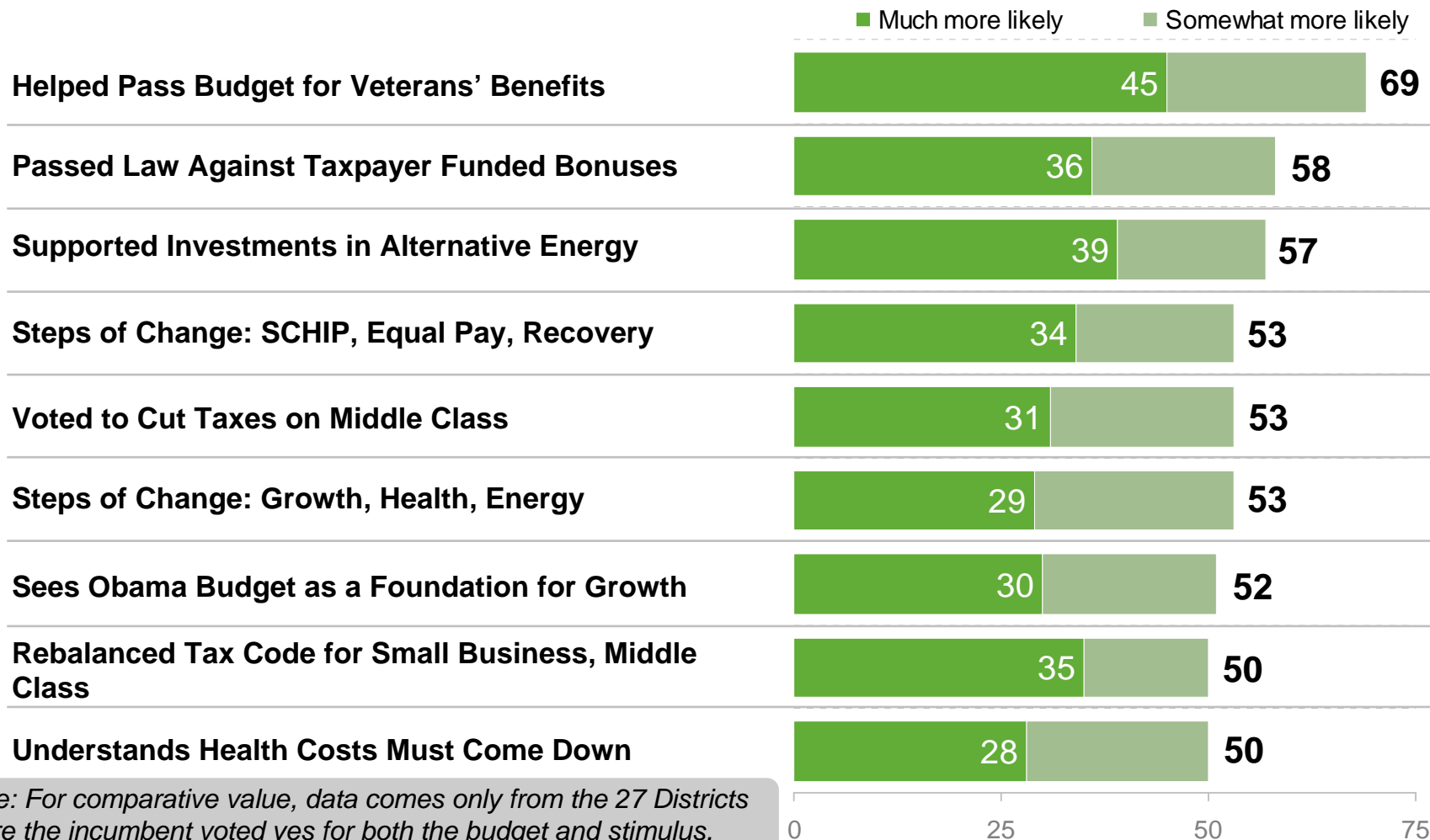
As you may have heard, Congress recently pass President Obama's plan for the federal budget. From what you have heard about Obama's budget plan, do you favor or oppose it?



*Note: National data from Democracy Corps survey of 1,000 2008 voters nationwide conducted March 25-29, 2009.

Support for vets, alternative energy top Dem affirmative messages

Now let me read you some statements some people make about (Dem. House Incumbent). As I read each statement, please tell me whether you would be **MUCH MORE LIKELY** to support (Dem. House Incumbent), **SOMEWHAT MORE LIKELY**, **JUST A LITTLE MORE LIKELY**, **NO MORE LIKELY**, or **LESS LIKELY** to support (Dem. House Incumbent)?



*Note: For comparative value, data comes only from the 27 Districts where the incumbent voted yes for both the budget and stimulus.


Veteran support, energy, bonus oversight most successful messages

Now let me read you some statements some people make about (Dem. House Incumbent). As I read each statement, please tell me whether you would be **MUCH MORE LIKELY** to support (Dem. House Incumbent), **SOMEWHAT MORE LIKELY**, **JUST A LITTLE MORE LIKELY**, **NO MORE LIKELY**, or **LESS LIKELY** to support (Dem. House Incumbent)?

Helped Pass Budget for Veterans' Benefits

After years of seeing our veterans come home to inadequate health care, education and job opportunities, (Dem. Incumbent) helped pass a budget that provides the largest increase in veterans' benefits in history. It expands veterans education so they can find jobs and provides timely and high-quality care to 500,000 low-income veterans who were previously ineligible for care from the V.A.

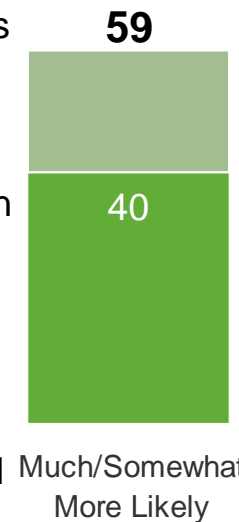
■ Smwt More likely
■ Much More likely



Supported Investments in Alternative Energy

(Democratic House Incumbent) voted for and passed an economic recovery package that includes investments that will double the nation's supply of alternative energy, create 300,000 clean energy jobs that can never be shipped overseas and make America the world leader in alternative energy like wind and solar.

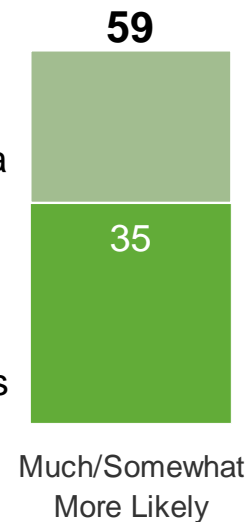
■ Smwt More likely
■ Much More likely



Passed Law Against Taxpayer Funded Bonuses

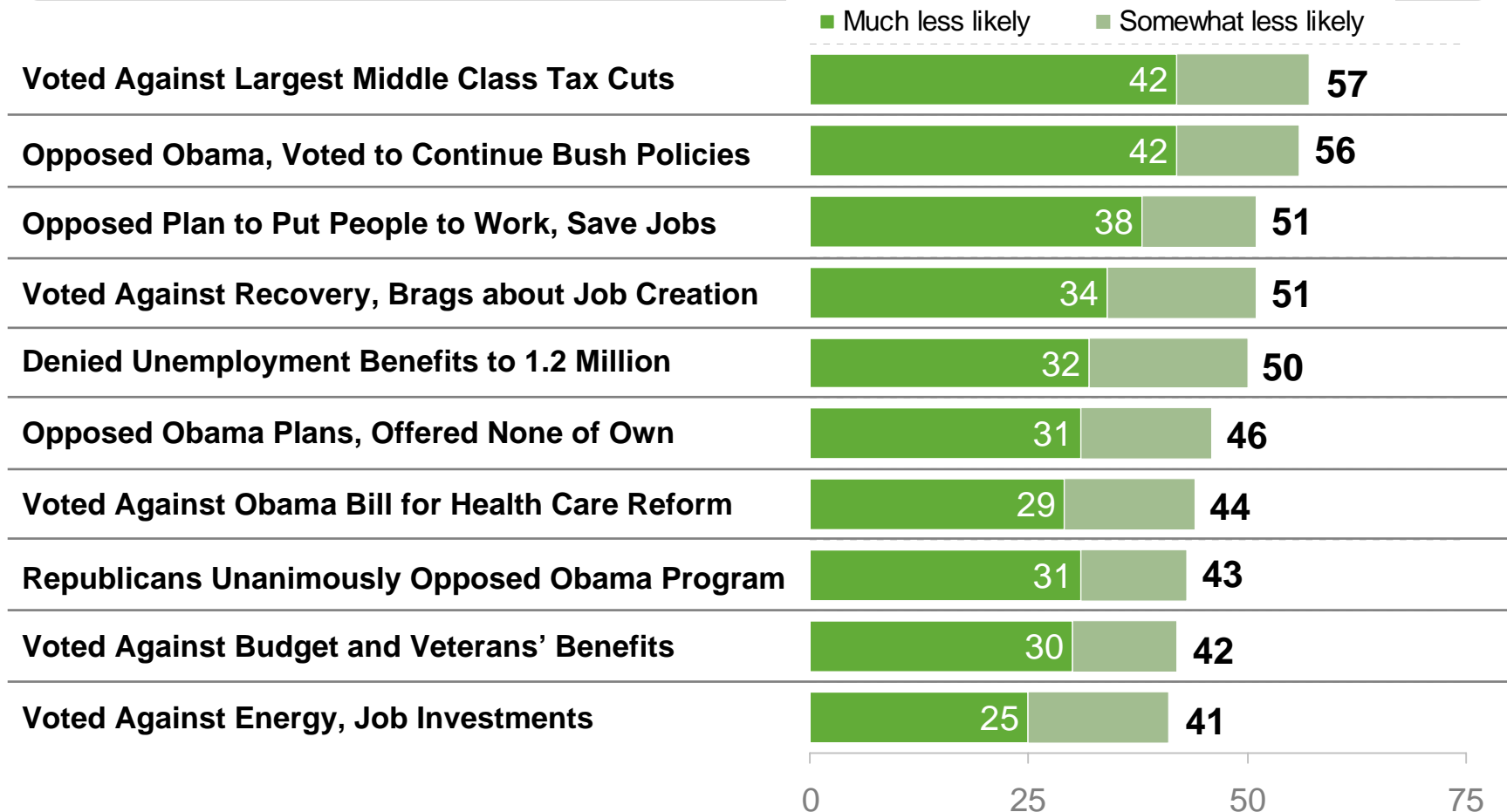
To ensure that something like the AIG bonuses never happens again (Democratic House Incumbent) helped pass a law to prevent any company receiving a taxpayer-funded bailout from giving its executives an excessive salary or bonus until the funds received from the government had been repaid in full to the taxpayers.

■ Smwt More likely
■ Much More likely



Continuing Bush policies against middle class strongest attacks on Reps

Now let me read you some statements some people make about (Rep. House Incumbent). As I read each statement, please tell me whether you would be MUCH LESS LIKELY to support (Rep. House Incumbent), SOMEWHAT LESS LIKELY, JUST A LITTLE LESS LIKELY, NO LESS LIKELY, or MORE LIKELY to support (Rep. House Incumbent)?



*Note: For each district, the incumbent's name was inserted, without party identification.


Top attacks on Republicans pit them against middle class

Now let me read you some statements some people make about (Rep. House Incumbent). As I read each statement, please tell me whether you would be MUCH LESS LIKELY to support (Rep. House Incumbent), SOMEWHAT LESS LIKELY, JUST A LITTLE LESS LIKELY, NO LESS LIKELY, or MORE LIKELY to support (Rep. House Incumbent)?

Voted Against Largest Middle Class Tax Cuts

(Republican House Incumbent) and the Republicans in Congress not only voted to raise the alternative minimum tax on 22 million middle class Americans, but also voted against the largest middle class tax cut in history. Instead, (Republican House Incumbent) voted to keep billions in tax breaks for the wealthiest Americans and big corporations.


- Somewhat less likely
- Much less likely



Opposed Obama, Voted to Continue Bush Policies

(Republican House Incumbent) and every Republican in Congress voted no to every economic proposal offered by President Obama, and instead voted to continue the Bush economic policies that give the wealthiest Americans a 70,000 dollar tax cut and the average CEO a 1.5 million dollar tax cut while doing very little to help middle class Americans.

- Somewhat less likely
- Much less likely




Second tier of attacks on Republicans

Now let me read you some statements some people make about (Rep. House Incumbent). As I read each statement, please tell me whether you would be **MUCH LESS LIKELY** to support (Rep. House Incumbent), **SOMEWHAT LESS LIKELY**, **JUST A LITTLE LESS LIKELY**, **NO LESS LIKELY**, or **MORE LIKELY** to support (Rep. House Incumbent)?

Opposed Plan to Put People to Work, Save Jobs

Unemployment is at its highest level in decades, but instead of working to fix the economy and create jobs, (Republican House Incumbent) joined the rest of the Republicans in Congress to unanimously oppose President Obama's economic recovery program that will create or save three and a half million jobs. Not a single Republican, including (Republican House Incumbent), crossed the aisle to support Obama's plan.


- Somewhat less likely
- Much less likely



Voted Against Recovery, Brags about Job Creation

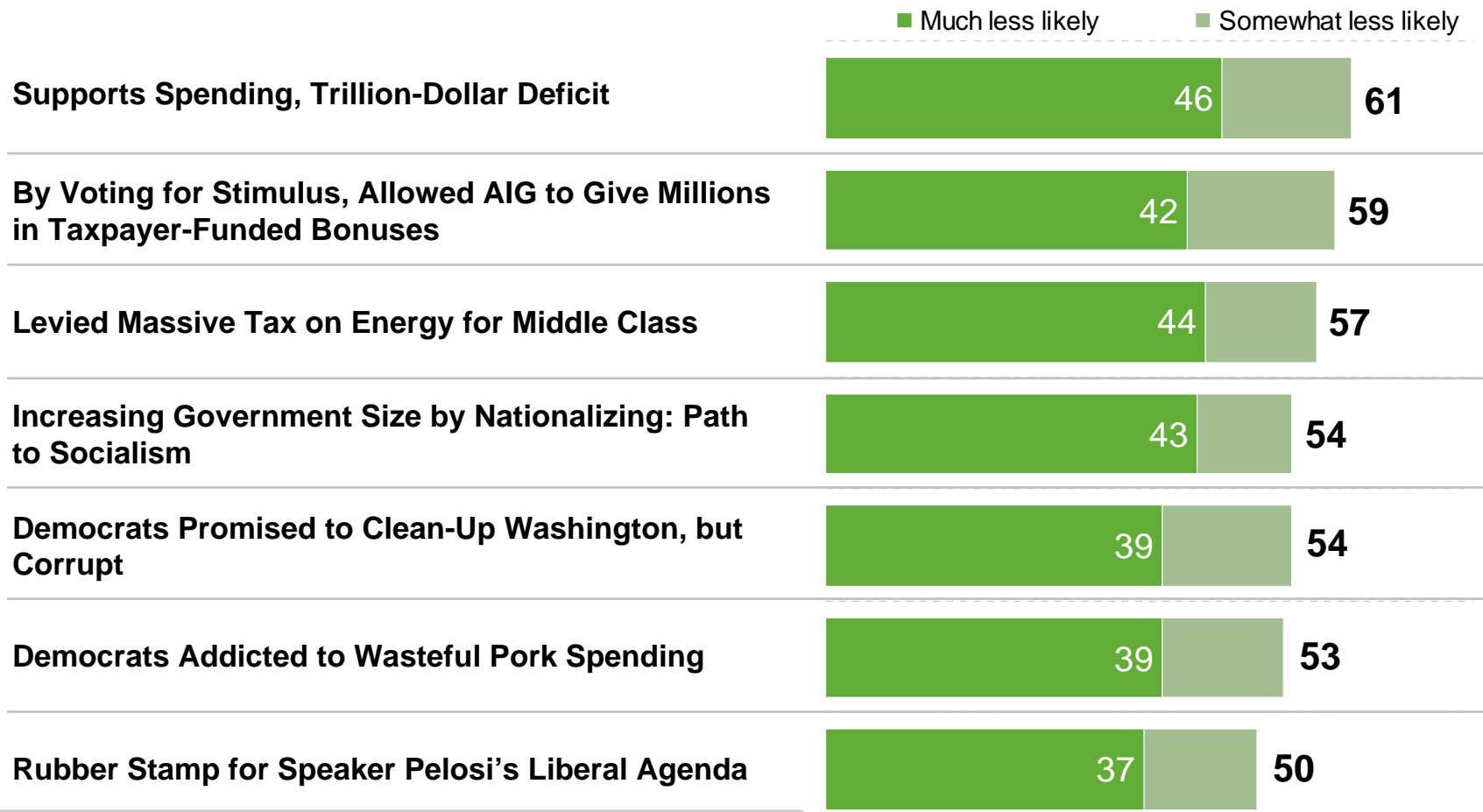
In Washington, (Republican House Incumbent) voted against President Obama's economic recovery plan, but back here at home (he/she) is bragging about the projects in Obama's plans that are creating jobs in our district. (Republican House Incumbent) is part of the party of no in Washington, DC, and you can't trust what (he/she) is saying to (his/her) constituents back home.

- Somewhat less likely
- Much less likely



Spending top attack against Democratic incumbents

Now let me read you some statements some people make about (Dem. House Incumbent). As I read each statement, please tell me whether you would be MUCH LESS LIKELY to support (Dem. House Incumbent), SOMEWHAT LESS LIKELY, JUST A LITTLE LESS LIKELY, NO LESS LIKELY, or MORE LIKELY to support (Dem. House Incumbent)?



*Note: For comparative value, data comes only from the 27 Districts where the incumbent voted yes for both the budget and stimulus.


Excessive spending, AIG, and energy taxes top attacks against Dems

Now let me read you some statements some people make about (Dem. House Incumbent). As I read each statement, please tell me whether you would be **MUCH LESS LIKELY** to support (Dem. House Incumbent), **SOMEWHAT LESS LIKELY**, **JUST A LITTLE LESS LIKELY**, **NO LESS LIKELY**, or **MORE LIKELY** to support (Dem. House Incumbent)?

Supports Spending, Exploding the Deficit

(Dem. House Incumbent) has voted for 1.2 trillion in new spending in the last two months alone, that's over 1 billion dollars in new spending every hour. Now (he/she) is supporting a budget with a trillion dollar deficit that will leave mountains of debt for our grandchildren to pay, money that America is borrowing from China and the Middle East.

■ Smwt less likely
■ Much less likely




Much/Somewhat Less Likely

Allowed Millions in Taxpayer-Funded Bonuses

(Democratic House Incumbent) voted for the stimulus bill that allowed AIG to use taxpayer dollars to give millions in bonuses to its executives who failed so badly. (He/she) either blindly followed party leadership and voted for a trillion dollar bill he/she never read, or (he/she) knowingly voted to hand out millions of taxpayer dollars to Wall Street executives that put us in this economic mess

■ Smwt less likely
■ Much less likely



Much/Somewhat Less Likely

Levied Massive Tax on Energy for Middle Class

(Dem. House Incumbent) and the Democrats in Congress say that they've supported an investment in alternative energy but what they really voted for was a massive tax on the middle class. The Democrats' energy plan will cost every middle class American who turns on a light switch or drives a car \$3,100 a year in additional taxes.

■ Smwt less likely
■ Much less likely



Much/Somewhat Less Likely

*Note: For each district, the incumbent's name was inserted, without party identification. Supports spending, Energy Tax asked in districts where incumbent voted for budget; AIG asked in districts where incumbent voted for stimulus.

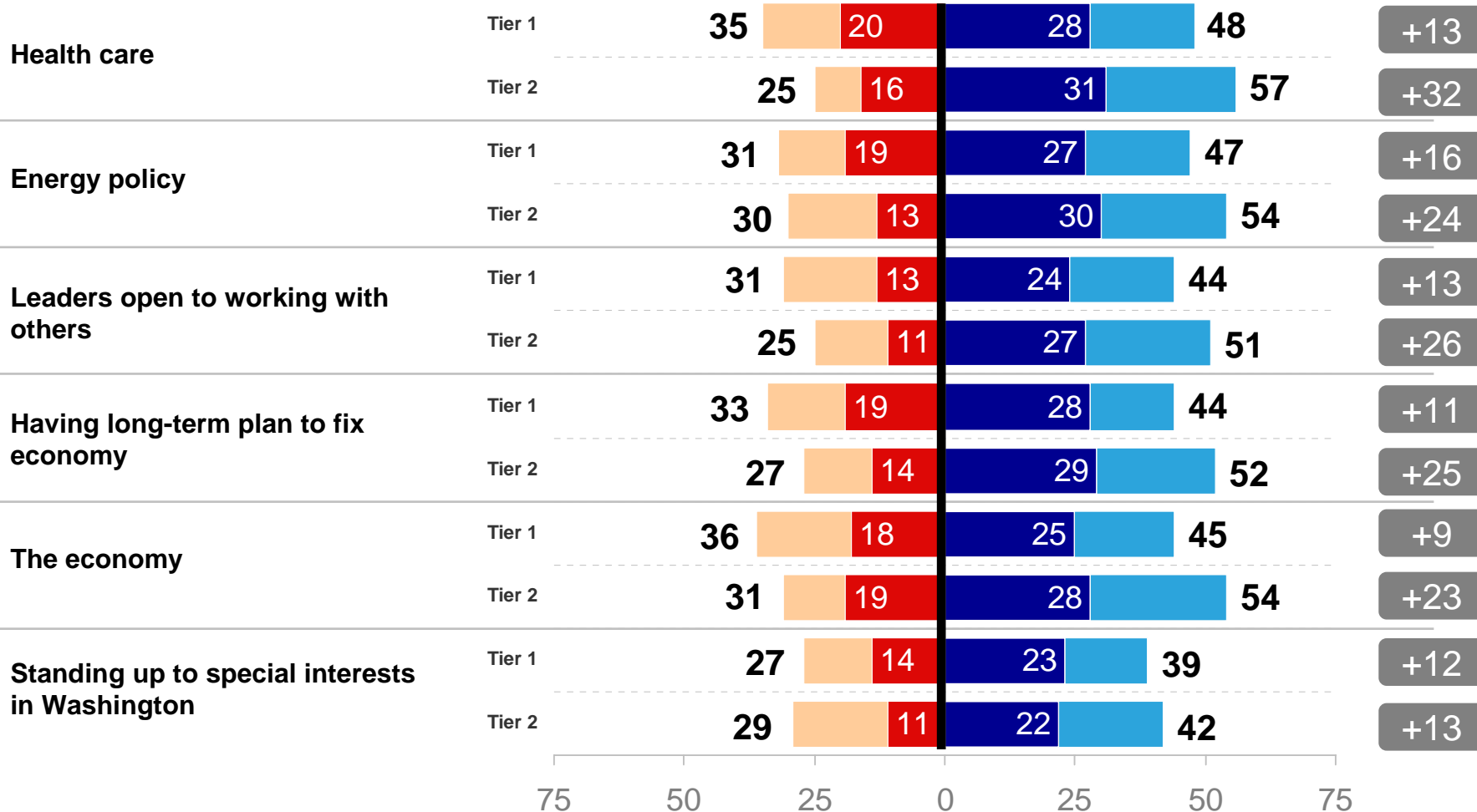
Democrats vs. Republicans on the issues

Democrats enjoy large leads on most issues

I am going to read a list of issues and I want you to tell me whether, overall, you think the Democrats or the Republicans would do a better job with this issue.

■ Republicans Much ■ Republicans Somewhat ■ Democrats Much ■ Democrats Somewhat

Dem. –
Rep.

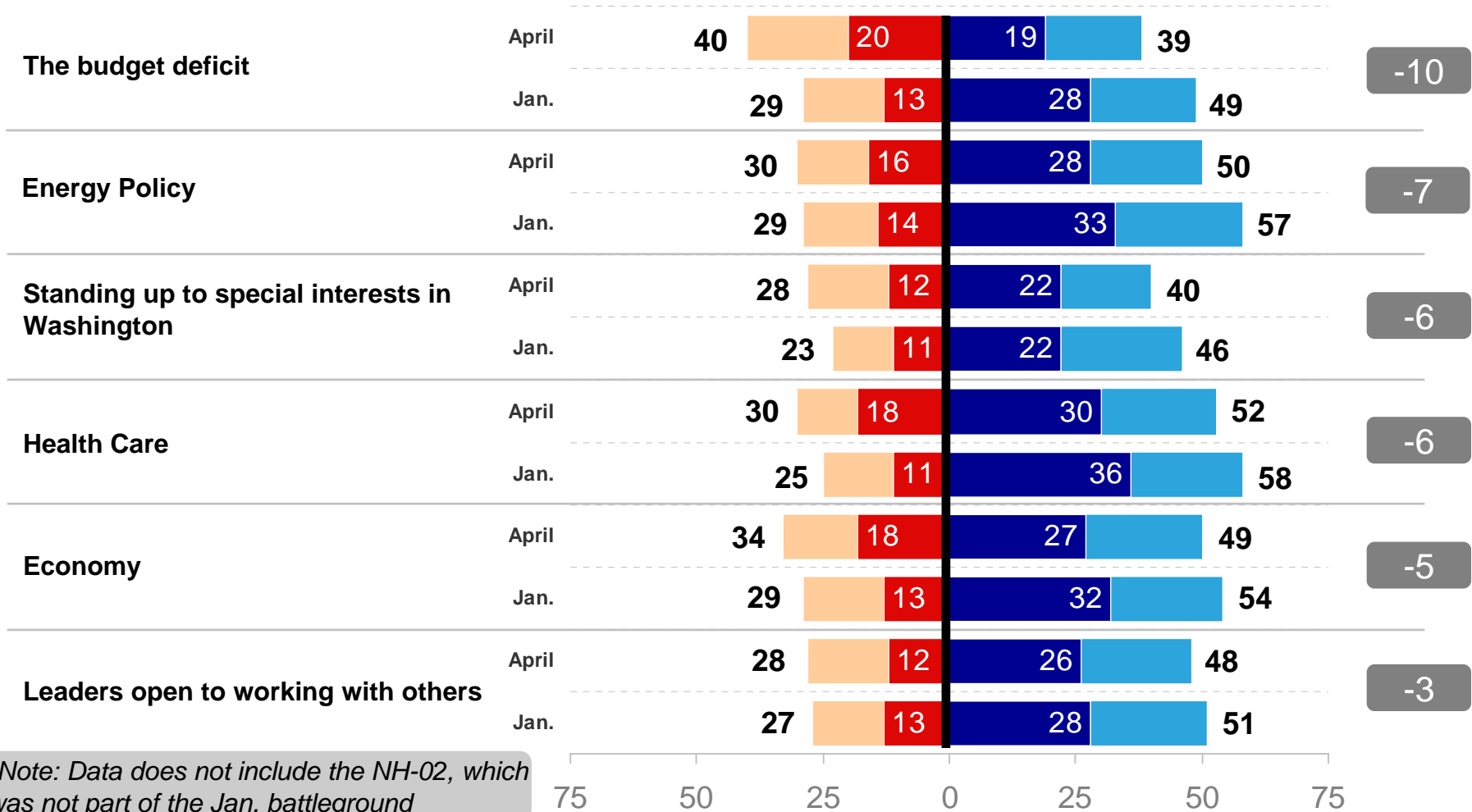


But large shift away from Democrats on budget deficit

Now I am going to ask you something different. I am going to read a list of issues and I want you to tell me whether, overall, you think the Democrats or the Republicans would do a better job with this issue.

Apr. Dem – Jan. Dem

■ Republicans Much ■ Republicans Somewhat ■ Democrats Much ■ Democrats Somewhat



*Note: Data does not include the NH-02, which was not part of the Jan. battleground

GREENBERG QUINLAN ROSNER RESEARCH

www.greenbergresearch.com

Washington, DC

10 G Street NE,
Suite 400
Washington, DC 20002

Ph: +1 202 478 8300
Fax: +1 202 478 8301

California

50 California Street,
Suite 1500
San Francisco, CA 94111

Ph: +1 415 277 5403
Fax: +1 415 358 9599

London, UK

405 Carrington House,
6 Hertford Street
London, UK W1J 7SU

Ph: +44 (0) 207 499 5204
Fax: +44 (0) 207 499 5284