

GREENBERG QUINLAN ROSNER RESEARCH

July 8, 2010

Democracy Corps June Survey: Grim Stability Will Require Race-by-Race Fight



DEMOCRACY CORPS
CARVILLE ♦ GREENBERG

Methodology

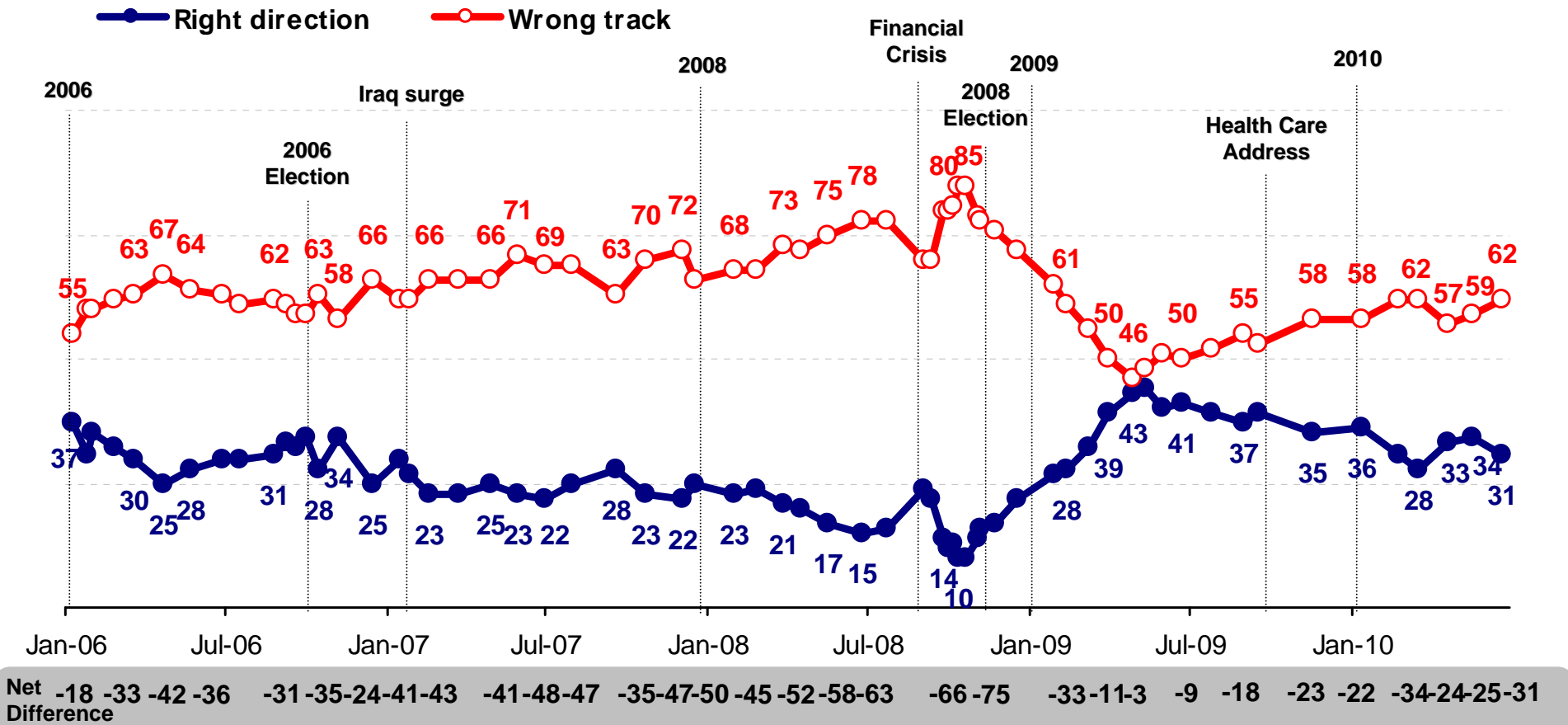
This presentation is based primarily on a national survey conducted by Greenberg Quinlan Rosner Research for Democracy Corps. The survey was of 1,001 2008 voters and conducted June 19-22, 2010. Margin of error: 3.1 percentage points.

All data shown reflects results from 867 likely 2010 voters (866 unweighted; margin of error of 3.1 percentage points) unless otherwise noted.

The political environment

Voters increasingly pessimistic about the direction of the country

Generally speaking, do you think things in the country are going in the right direction, or do you feel things have gotten pretty seriously off on the wrong track?

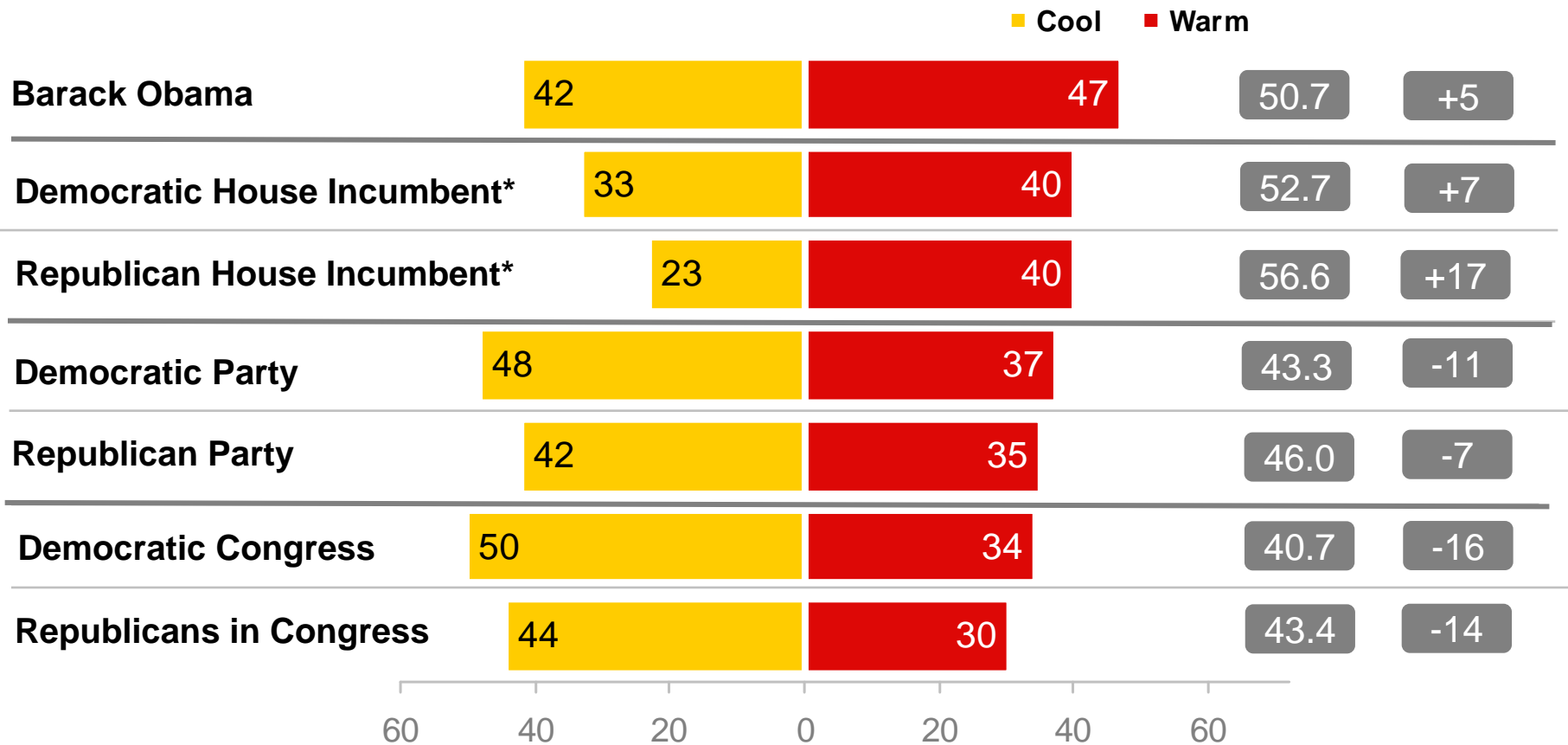


*Note: From full sample of 2008 voters, based on research for Citizen Opinion

Thermometers: Republicans now more favorable than Democrats

Now, I'd like to rate your feelings toward some people and organizations, with one hundred meaning a VERY WARM, FAVORABLE feeling; zero meaning a VERY COLD, UNFAVORABLE feeling; and fifty meaning not particularly warm or cold.

Therm. Mean **Warm - Cool**



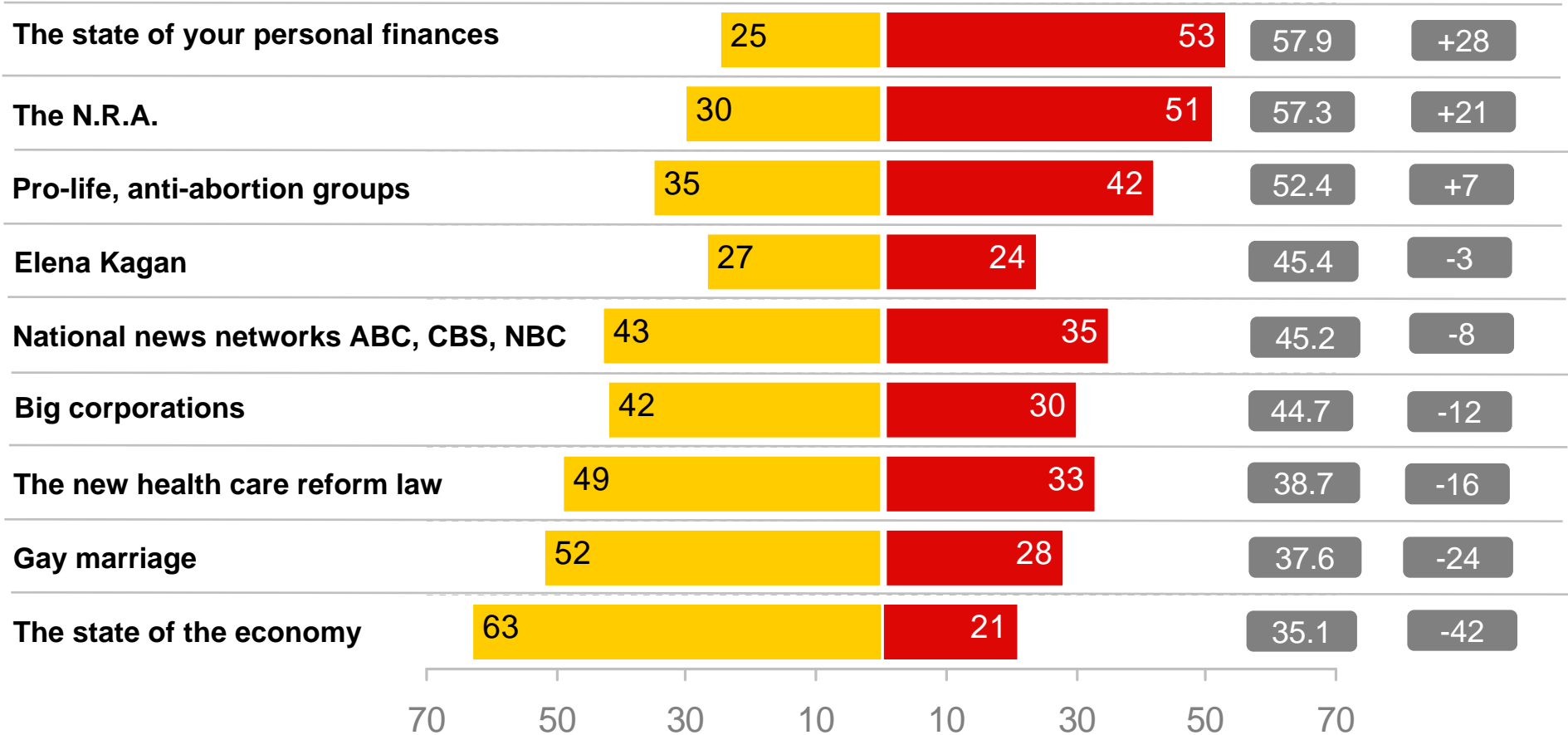
*Note: Incumbent names were inserted for landline sample. Generic identifier was used for cell sample.

Thermometer ratings of issues and people

Now, I'd like to rate your feelings toward some people and organizations, with one hundred meaning a VERY WARM, FAVORABLE feeling; zero meaning a VERY COLD, UNFAVORABLE feeling; and fifty meaning not particularly warm or cold.

Therm. Mean **Warm - Cool**

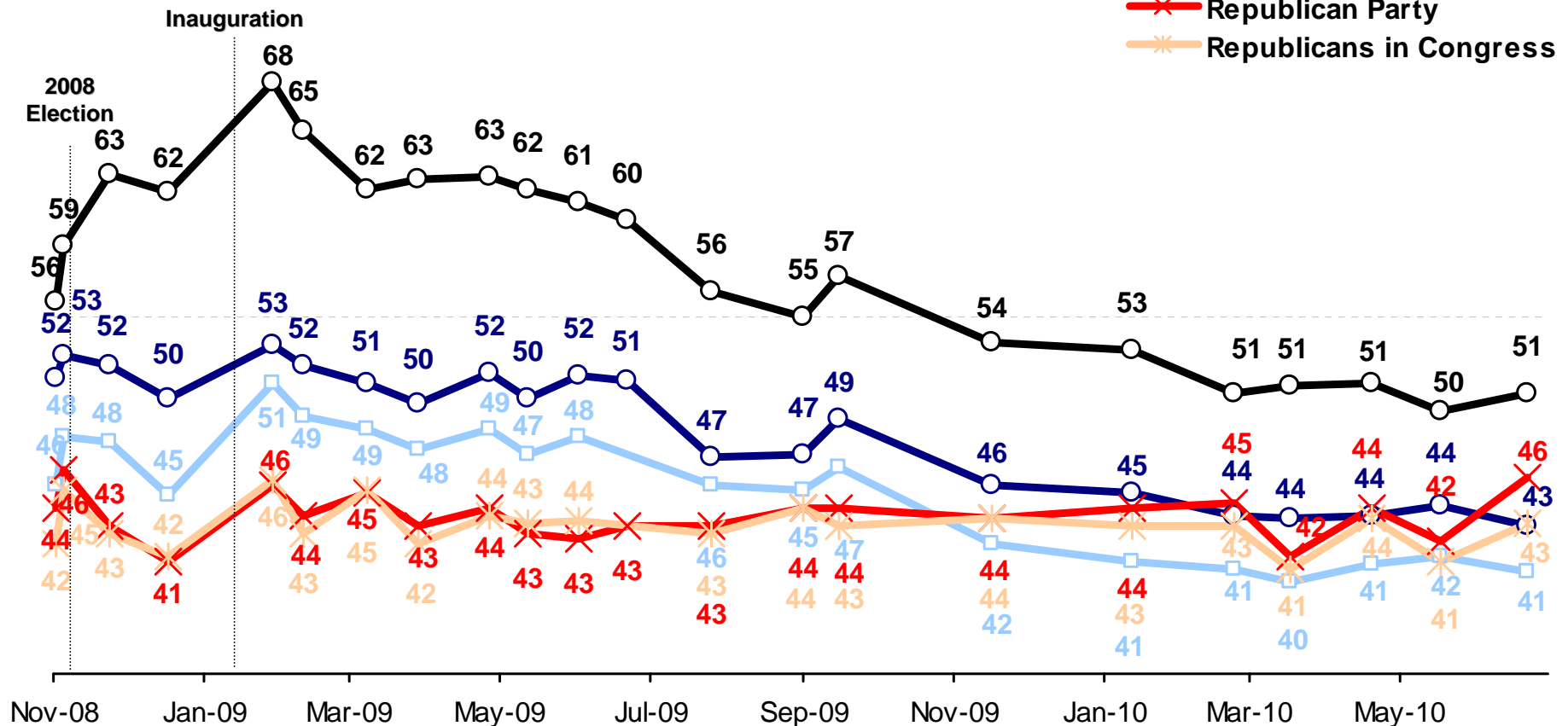
■ Cool ■ Warm



Thermometers: Republicans emerge with advantage

Now, I'd like to rate your feelings toward some people and organizations, with 100 meaning a VERY WARM, FAVORABLE feeling; zero meaning a VERY COLD, UNFAVORABLE feeling; and 50 meaning not particularly warm or cold.

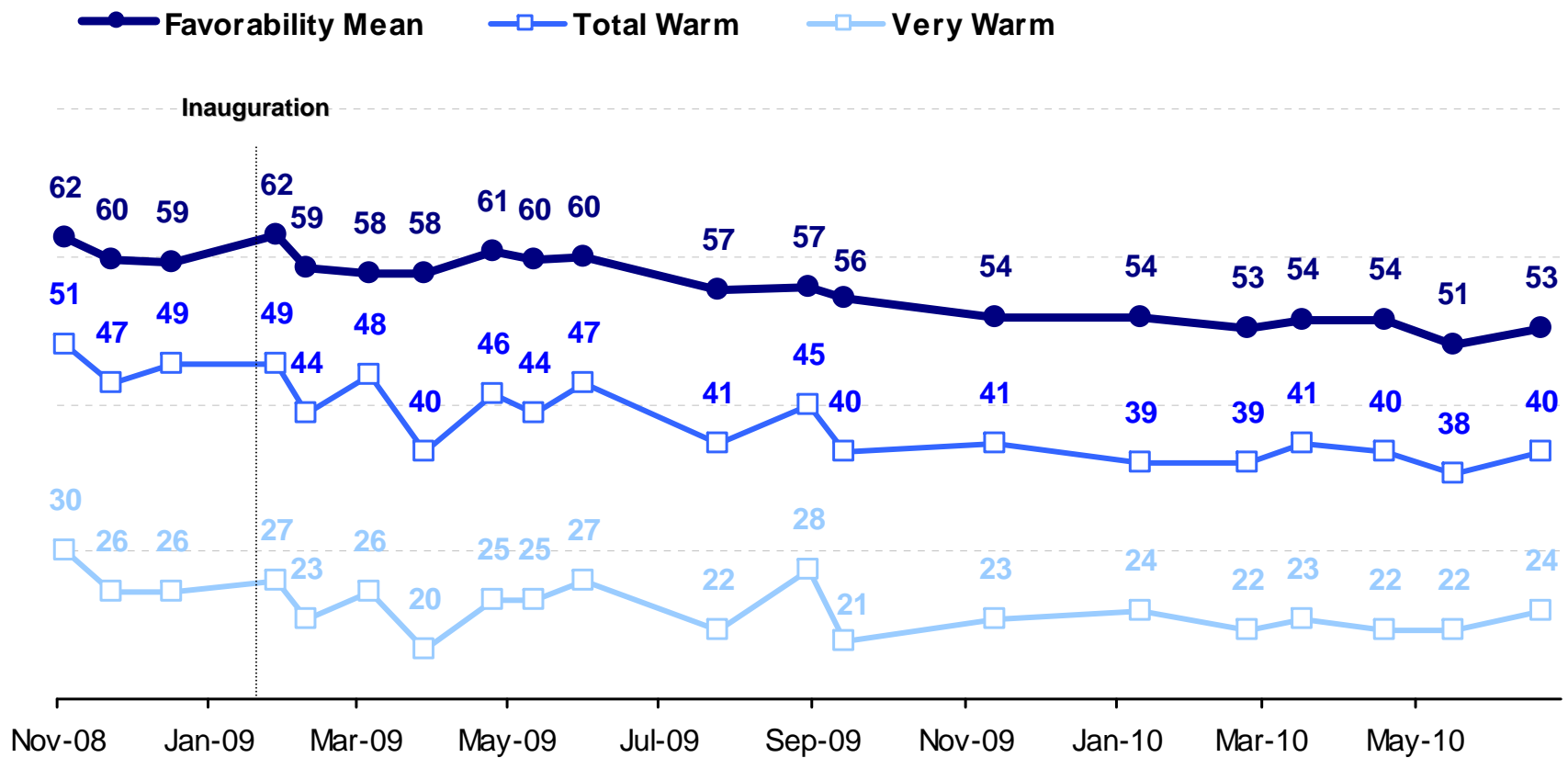
- Barack Obama
- Democratic Party
- Democratic Congress
- × Republican Party
- * Republicans in Congress



* Note: Data represents MEAN ratings, likely 2010 voters.

Thermometer: Democratic incumbents

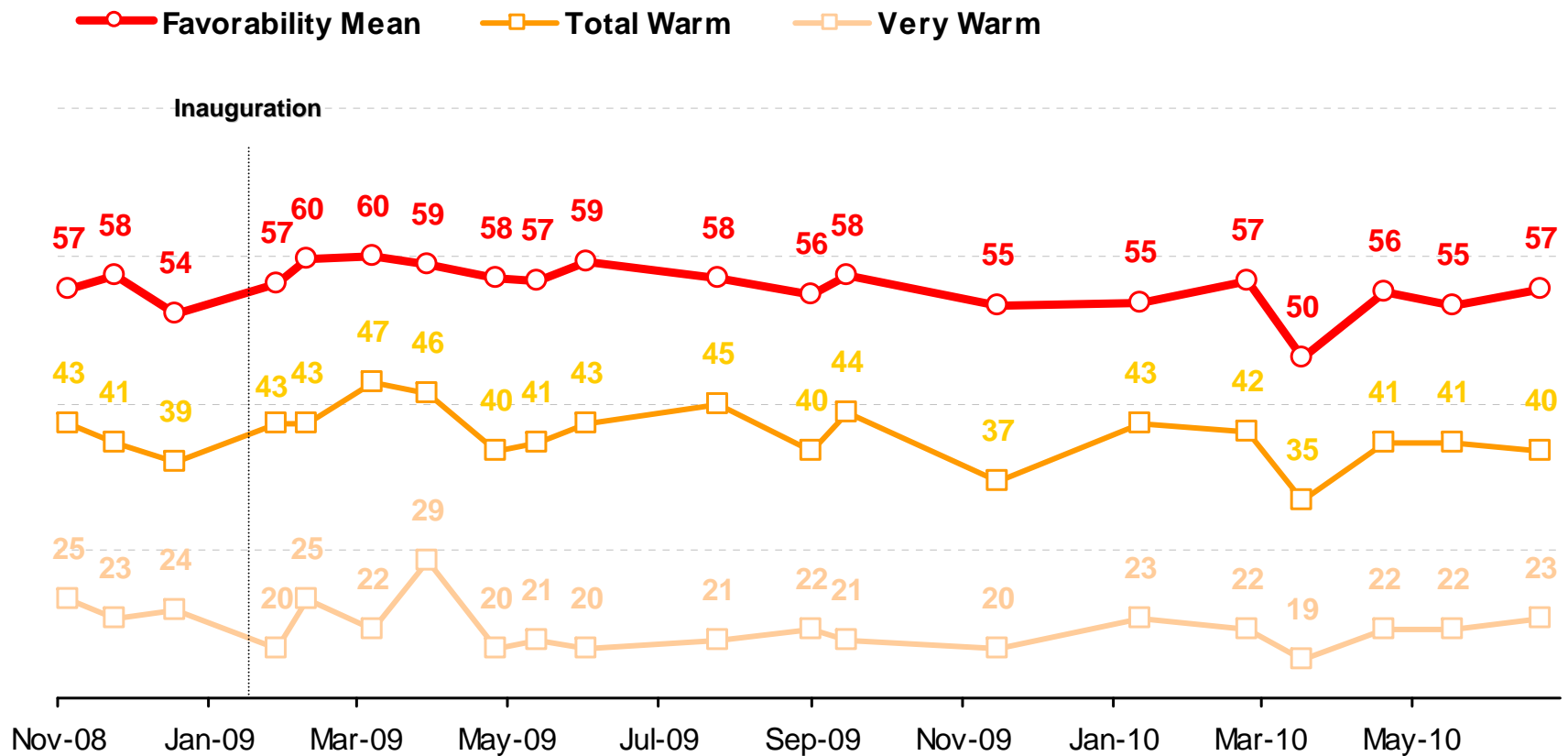
Now, I'd like to rate your feelings toward some people and organizations, with one hundred meaning a VERY WARM, FAVORABLE feeling; zero meaning a VERY COLD, UNFAVORABLE feeling; and fifty meaning not particularly warm or cold.



*Note: Data from Democracy Corps surveys conducted since the 2008 election. The applicable incumbent name was inserted without party identification.

Thermometer: Republican incumbents

Now, I'd like to rate your feelings toward some people and organizations, with one hundred meaning a VERY WARM, FAVORABLE feeling; zero meaning a VERY COLD, UNFAVORABLE feeling; and fifty meaning not particularly warm or cold.

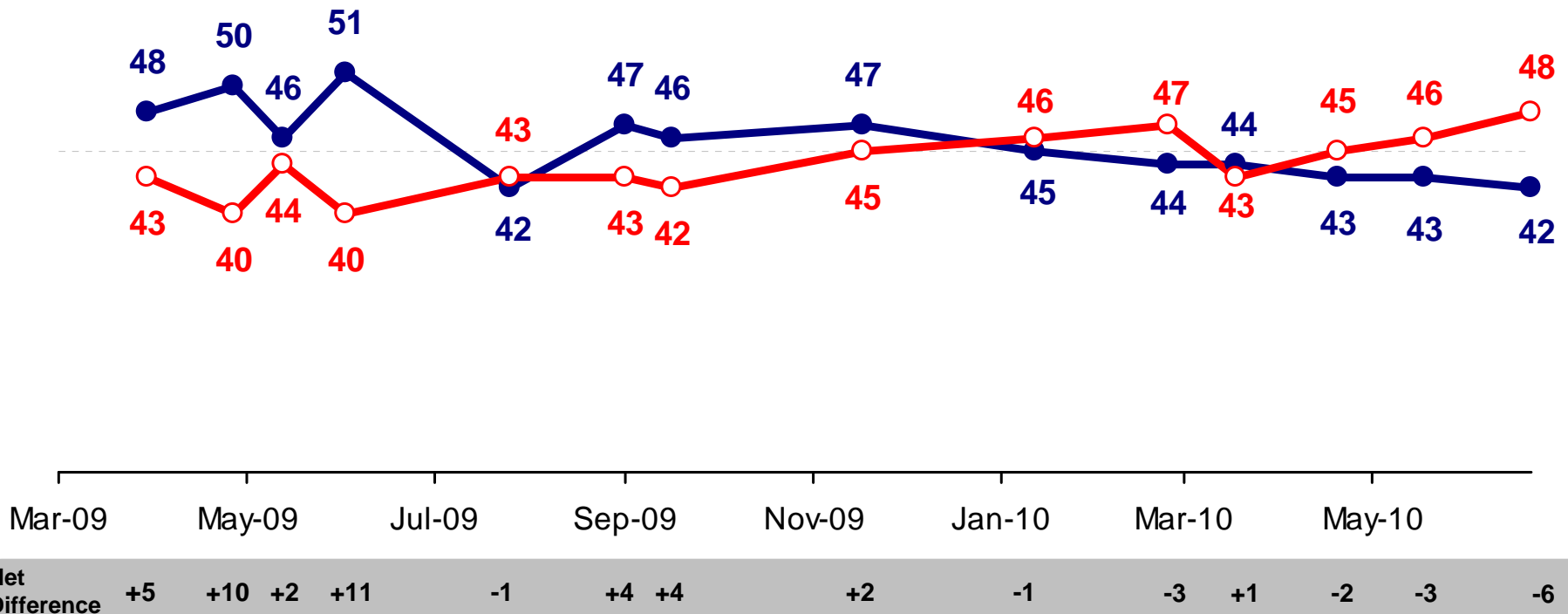


*Note: Data from Democracy Corps surveys conducted since the 2008 election. The applicable incumbent name was inserted without party identification.

Republicans' lead increased in congressional races

I know it is a long way off, but thinking about the elections in 2010, if the election for U.S. Congress were held today, would you be voting for (DEMOCRATIC HOUSE CANDIDATE) or (REPUBLICAN HOUSE CANDIDATE)?

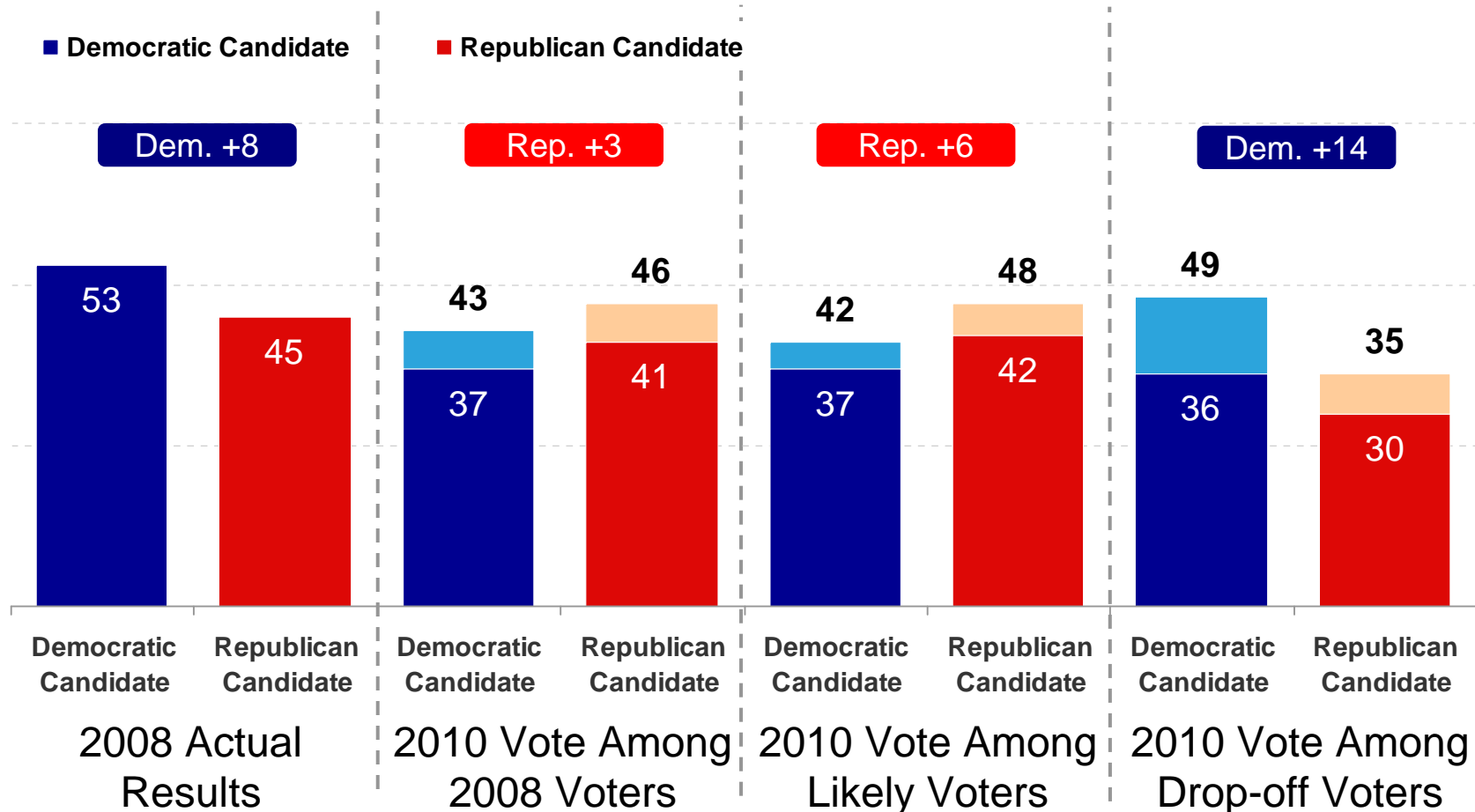
—●— Democratic Candidate —○— Republican Candidate



**Note: Incumbent names were inserted preceded by party identification with the generic "the Democratic candidate" or "the Republican candidate" inserted for the opposition. For the cell phone sample and open seat districts, both candidates were generic.*

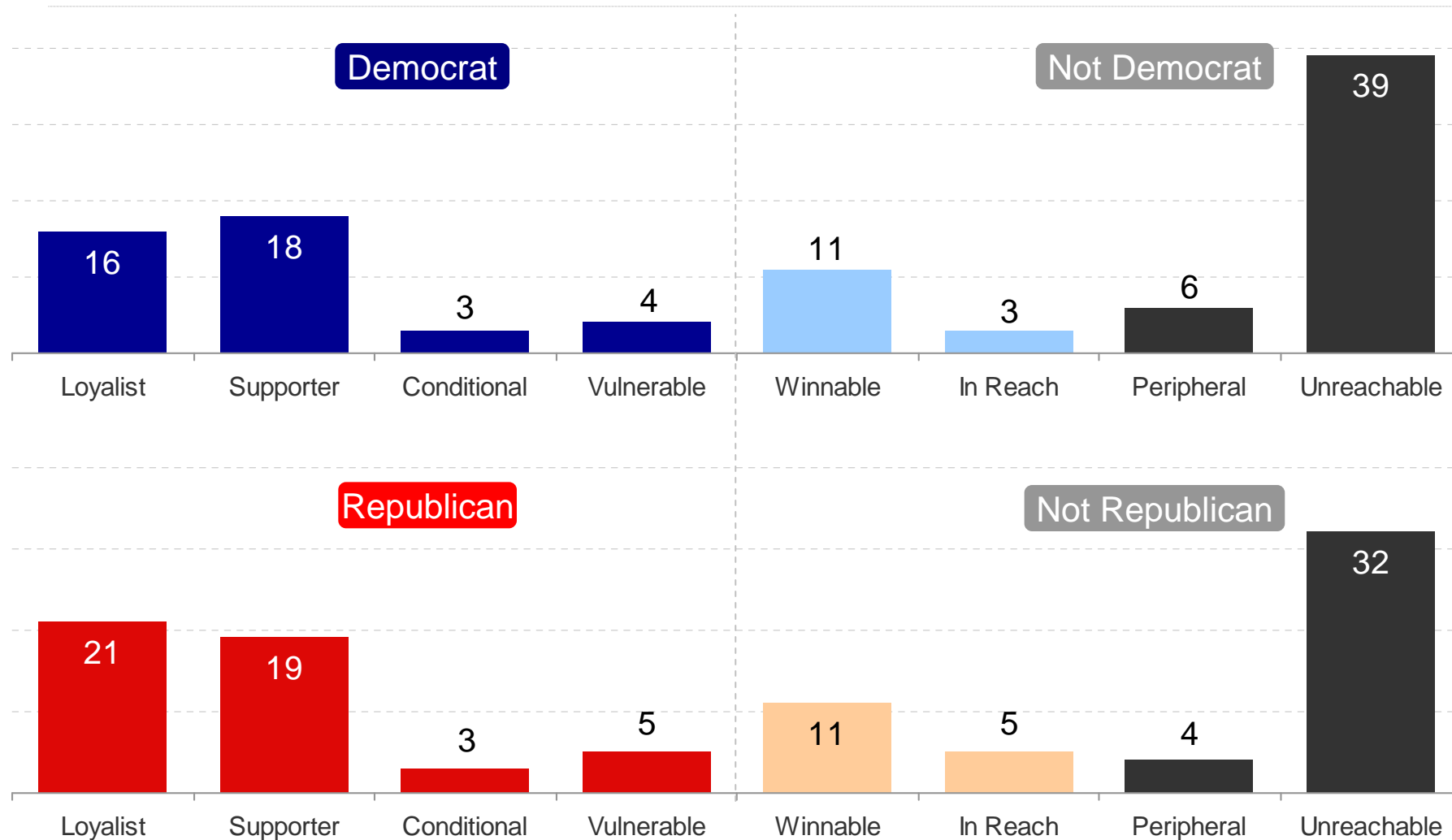
Impact of loss of drop-off voters is significant in congressional vote

I know it is a long way off, but thinking about the elections in 2010, if the election for U.S. Congress were held today, would you be voting for (DEMOCRATIC HOUSE CANDIDATE) or (REPUBLICAN HOUSE CANDIDATE)?



**Note: Results reflect full sample of 2008 voters – includes those who voted in 2008 but who are not likely to vote in 2010. Actual results based on secretary of state reports.*

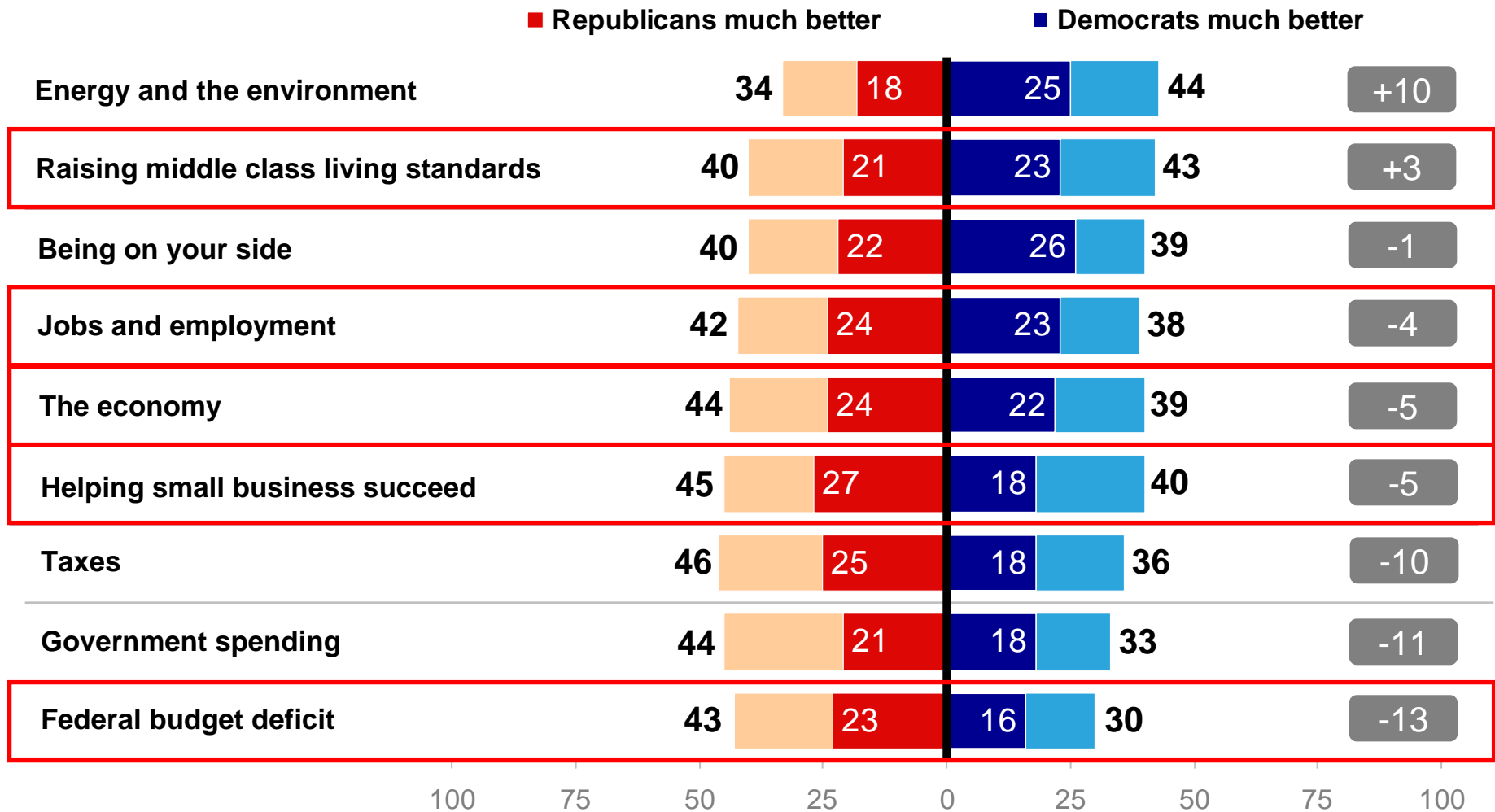
Congressional voter choice scale



Democrats trailing on economic issues

Now I am going to ask you something different. I am going to read a list of issues and I want you to tell me whether, overall, you think the Democrats or the Republicans would do a better job with this issue. If you do not know, just tell me and we will move on to the next item.

**Dems. –
Reps.**



Regressions shows handling of economic measures predictive of vote

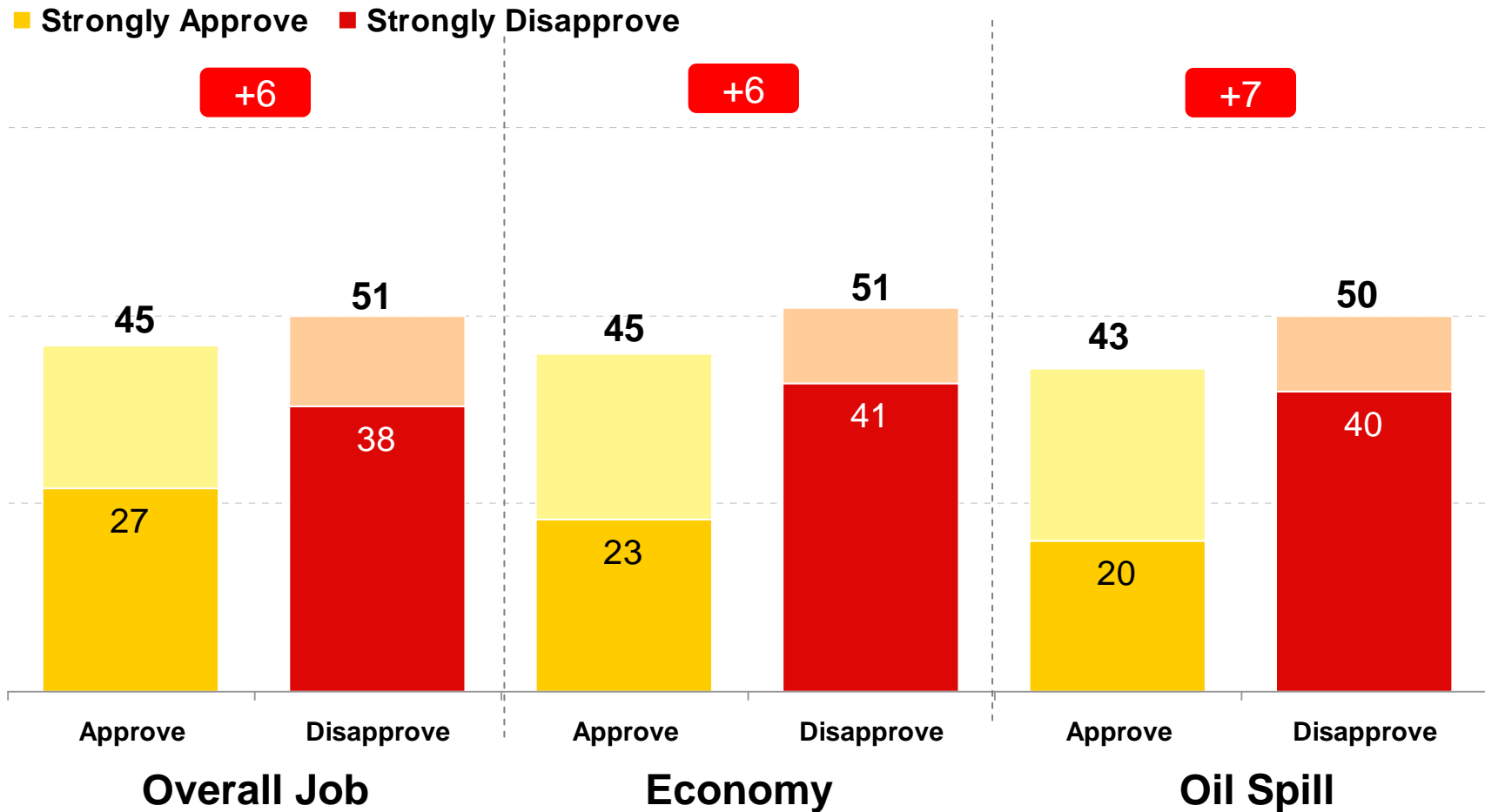
Congressional Vote by Better Job – SPLIT A						
	Std. Err	z	P > z	95% conf interval.		Odds Ratio
<i>Party I.D.</i>	1.4229	8.09	0	4.017	9.780	6.268
Better Job: <i>Economy</i>	0.3137	3.99	0	1.393	2.644	1.919
Better Job: <i>Helping small business</i>	0.2528	4	0	1.338	2.342	1.770
N = 501, R-Square = .3914						

Congressional Vote by Better Job – SPLIT B						
	Std. Err	z	P > z	95% conf interval.		Odds Ratio
<i>Party I.D.</i>	1.0603	8.1	0	3.494	3.494	5.207
Better Job: <i>Raise middle class standards</i>	0.3402	4.55	0	1.523	1.523	2.093
Better Job: <i>Jobs/Employment</i>	0.2905	2.34	0.019	1.073	1.073	1.550
Better Job: <i>Federal budget</i>	0.2367	2.25	0.024	1.049	1.049	1.445
N = 500, R-Square = .3945						

President Obama's standing

Obama job approval remains constant in different issue areas

Do you approve or disapprove of the job being done by Barack Obama as president/the way that Barack Obama is handling the economy/the way that Barack Obama is handling the oil spill in the Gulf of Mexico?



Economy drives approval of president's performance

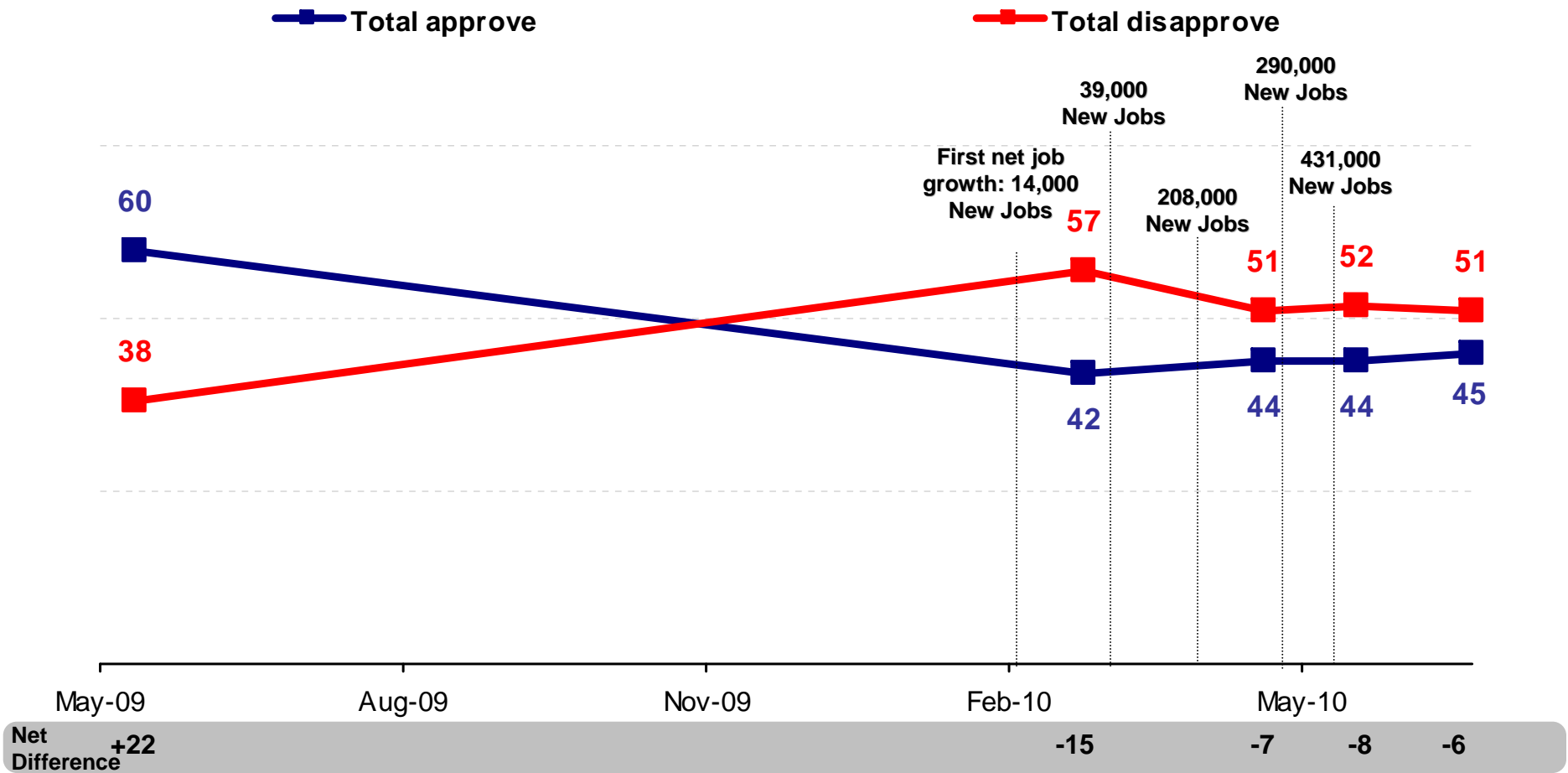
Obama Approval by Better Job – Split A						
	Std. Err	z	P > z	95% conf interval.		Odds Ratio
Better Job: <i>Being on your side</i>	0.5141	4.8	0	1.757	4.766	2.592
Thermometer: <i>Economy</i>	0.2989	5.67	0	1.664	3.347	2.178
<i>Party I.D.</i>	0.3917	3.77	0	1.412	3.347	2.052
<i>Unemployed</i>	0.4356	2.55	0.011	1.150	2.880	1.831
Better Job: <i>Economy</i>	0.3354	3.05	0.002	1.229	2.132	1.778
Thermometer: <i>Personal finances</i>	0.1601	2.47	0.014	1.062	2.161	1.342
<i>Economy bottomed out</i>	0.1293	2.95	0.003	1.007	1.868	1.331
N = 501, R-Square = .3742						

Economy drives approval of president's performance

Obama Approval by Better Job – Split B						
	Std. Err	z	P > z	95% conf interval.		Odds Ratio
<i>Party I.D.</i>	0.5101	4.72	0	1.732	3.783	2.560
Better Job: <i>Raise middle class standards</i>	0.3634	3.67	0	1.371	2.283	1.969
Thermometer: <i>Economy</i>	0.2696	4.67	0	1.462	2.512	1.924
Better Job: <i>Jobs/Employment</i>	0.2765	2.95	0.003	1.180	2.268	1.636
Better Job: <i>Federal budget</i>	0.2548	3.15	0.002	1.203	2.216	1.633
N = 500, R-Square = .3582						

Obama approval on economy stabilizes as job market growth occurs

Do you approve or disapprove of the way that Barack Obama is handling the economy?

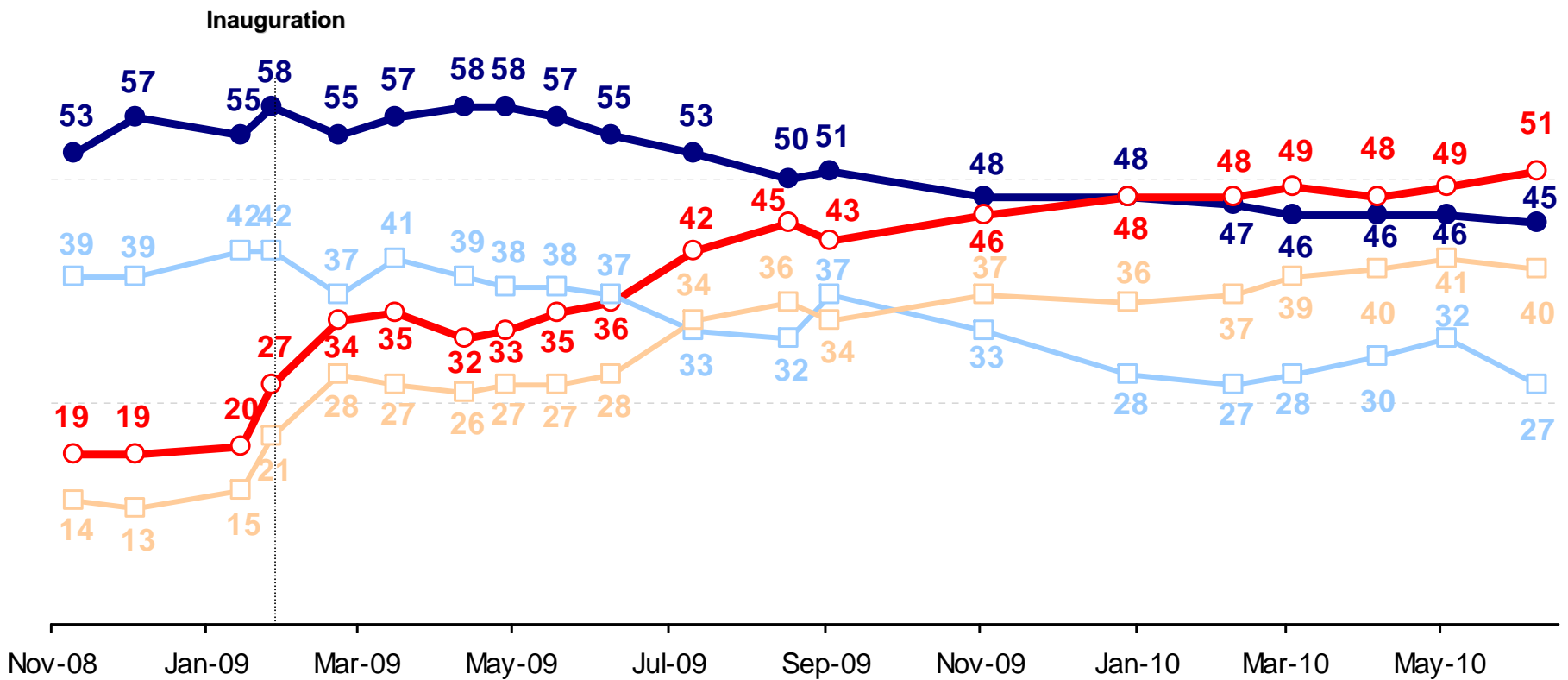


*Note: Data from Democracy Corps surveys conducted since May 2009.

Majority disapprove of Obama's job performance

Do you approve or disapprove of the way Barack Obama is handling his job as president?

● Total Approve
 ○ Total Disapprove
 □ Strongly Approve
 □ Strongly Disapprove



*Note: From Democracy Corps surveys since the 2008 election. Before inauguration, question read: "Do you approve or disapprove of the job being done by Barack Obama as president-elect?" Data represents likely 2010 voters.

Reasons why approve: open-ended

Do you approve or disapprove of the way Barack Obama is handling his job as president? What are you thinking of when you say you approve of Obama's job as president?

	Total
Positive Obama	70
General support	60
Improvement	8
Concern for citizens over politicians	4
Inclusive	2
Positive Policies	24
Economy	14
Health Care	12
Oil Spill	6
Gay Rights	1
Negative Policies	5
Health Care	2
Fiscal irresponsibility	1
Oil Spill	1
Jobs/Unemployment	1
Negative Obama	1
General negative	1
Other/DK/Ref	12
Other	10
DK/Ref	2

Reasons why disapprove: open-ended

Do you approve or disapprove of the way Barack Obama is handling his job as president? What are you thinking of when you say you disapprove of Obama's job as president?

	Total
Negative Policies	59
Fiscal irresponsibility	26
Health Care	25
Oil Spill	12
Immigration	8
Jobs/unemployment	6
Tax plan	3
Moral issues	2
Foreign policy	2
Negative Obama	51
General negative	33
Unkept promises	8
Socialist/Communist	8
Inexperienced	7
Partisan	2
Positive Obama	1
General support	1
Other/DK/Ref	13
Other	12
DK/Ref	1

Verbatim disapproval responses show health care, jobs predominant

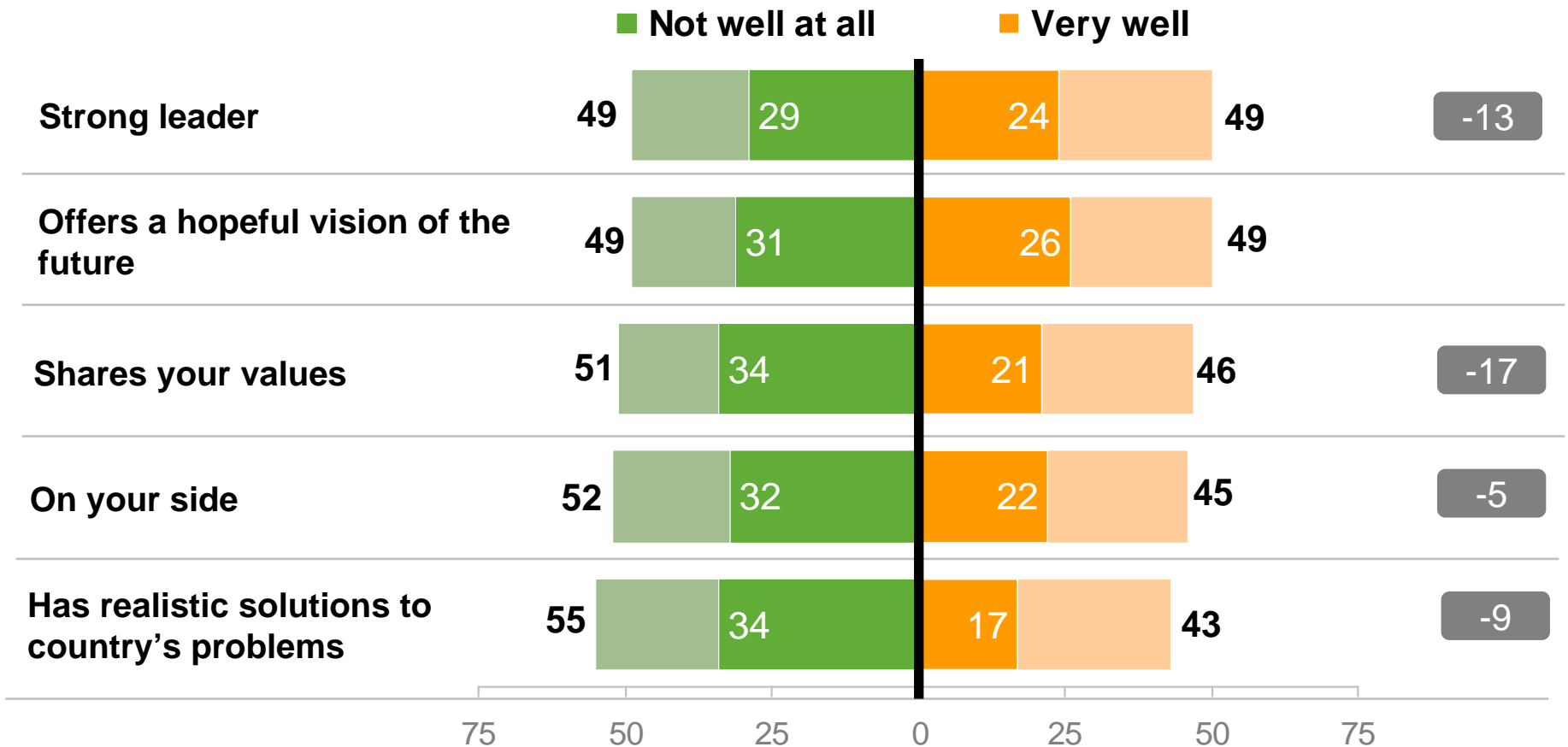
Do you approve or disapprove of the way Barack Obama is handling his job as president? What are you thinking of when you say you disapprove of Obama's job as president?



Positive presidential attributes

Now, I am going to read you a list of words and phrases which people use to describe political figures. For each word or phrase, please tell me whether it describes Barack Obama very well, well, not too well or not well at all

Change in well*

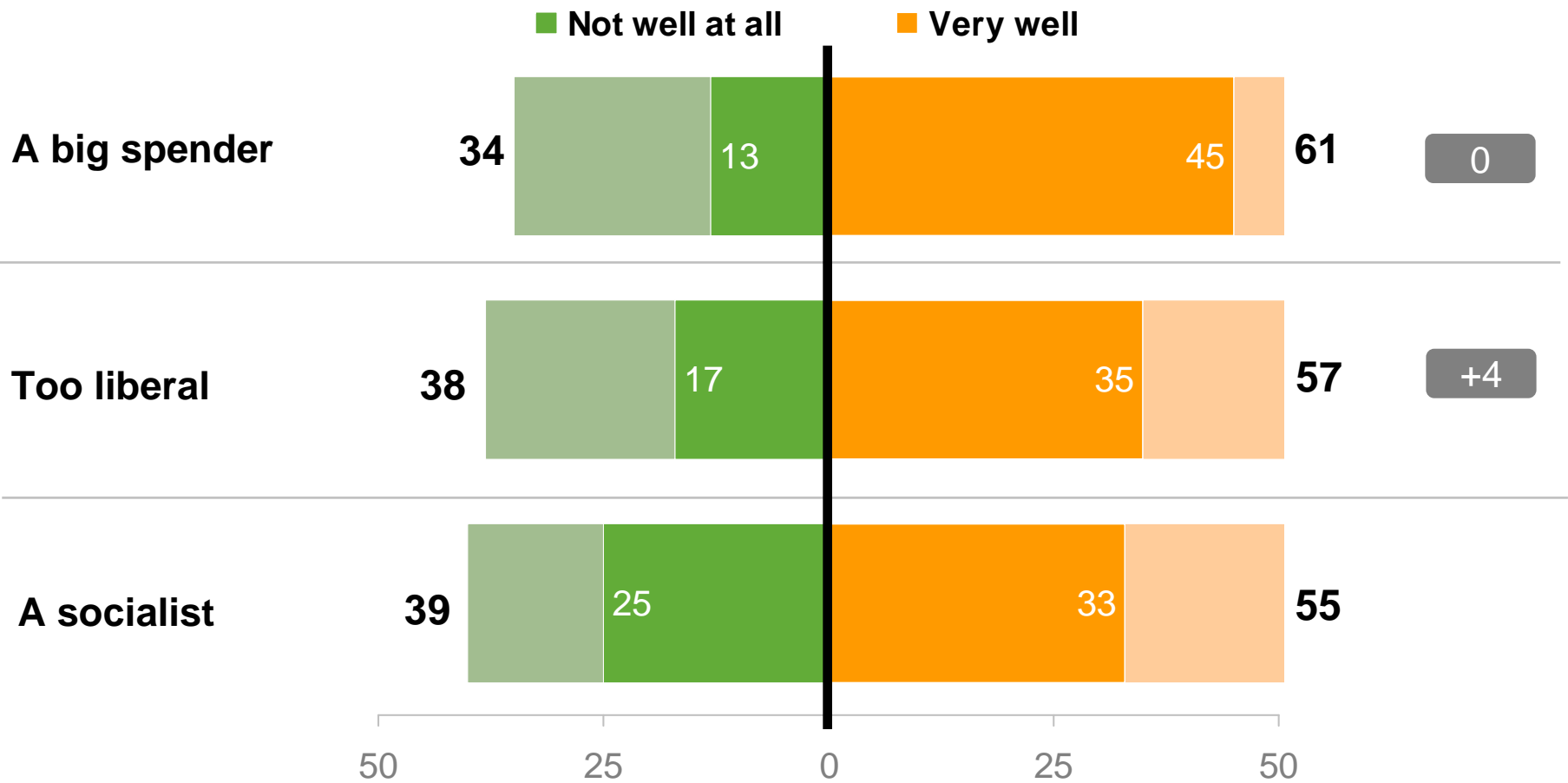


*Note: Change is calculated based on the last time the question was polled in a Democracy Corps survey.

Negative presidential attributes

Now, I am going to read you a list of words and phrases which people use to describe political figures. For each word or phrase, please tell me whether it describes Barack Obama very well, well, not too well or not well at all.

Change in well*



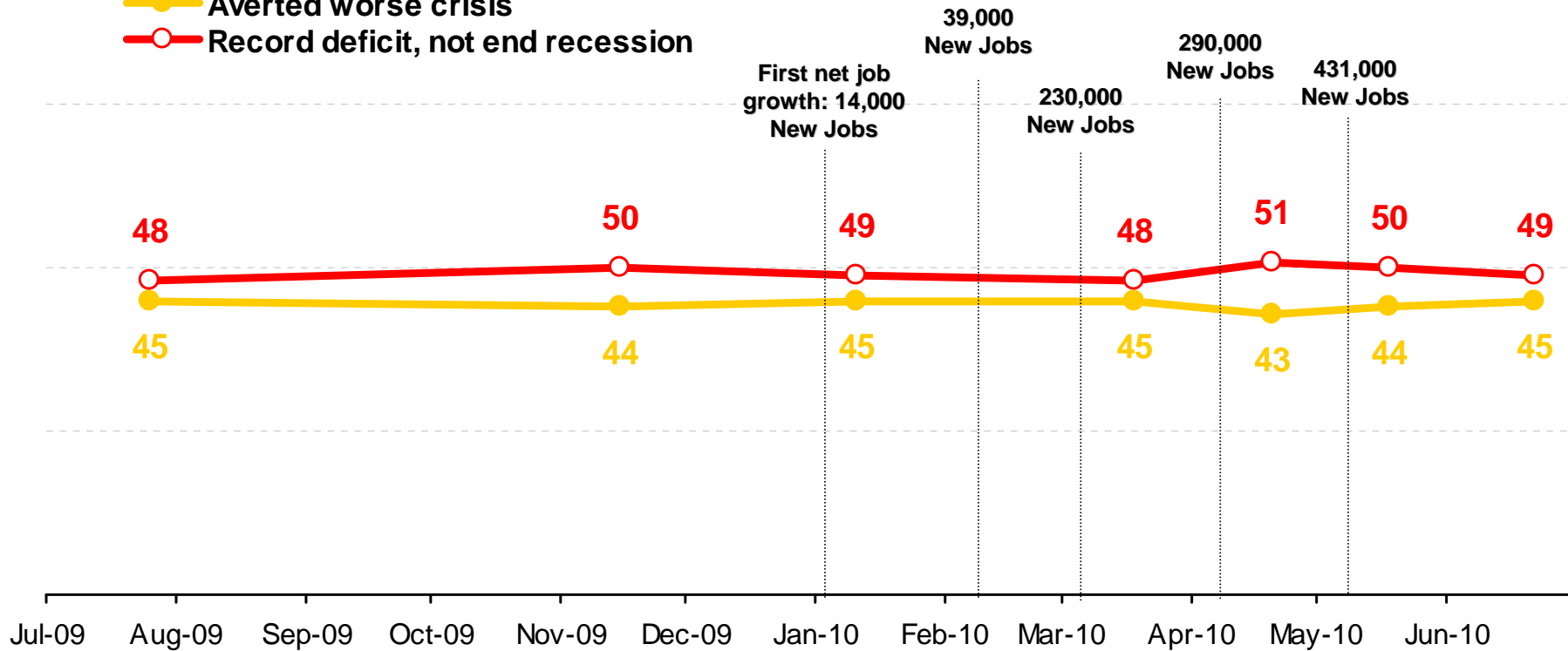
*Note: Change is calculated based on the last time the question was polled in a Democracy Corps survey.

Obama avert crisis or make worse: unchanged

First Statement: President Obama's economic policies helped avert an even worse crisis, and are laying the foundation for our eventual economic recovery.

Second Statement: President Obama's economic policies have run up a record federal deficit while failing to end the recession or slow the record pace of job losses.

- Averted worse crisis
- Record deficit, not end recession



1st - 2nd Net Difference: -3, -6, -4, -3, -8, -6, -4

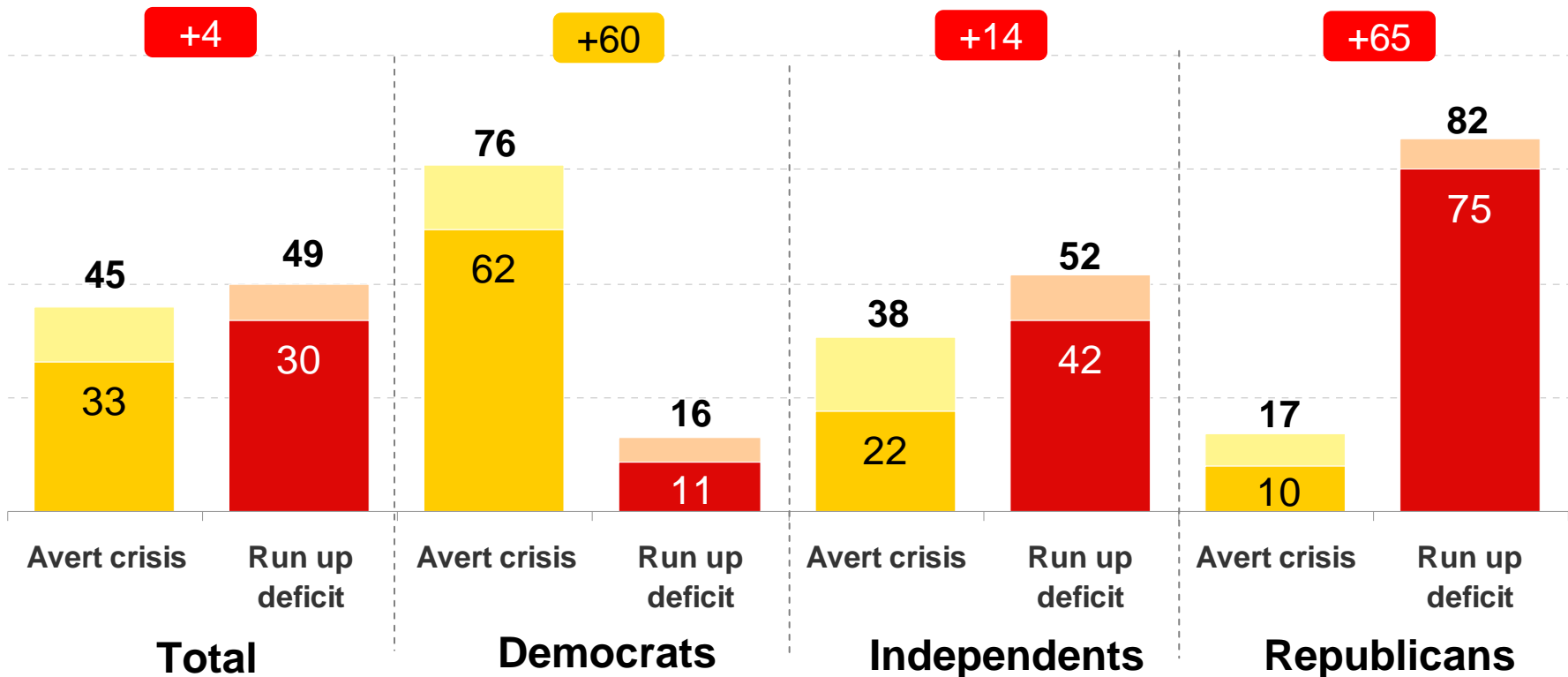
Independents: Obama's policies were not conducive towards recovery

Now I'm going to read you some pairs of statements. After I read each pair, please tell me whether the FIRST statement or the SECOND statement comes closer to your own view, even if neither is exactly right.

First Statement: President Obama's economic policies helped avert an even worse crisis, and are laying the foundation for our eventual economic recovery.

Second Statement: President Obama's economic policies have run up a record federal deficit while failing to end the recession or slow the record pace of job losses.

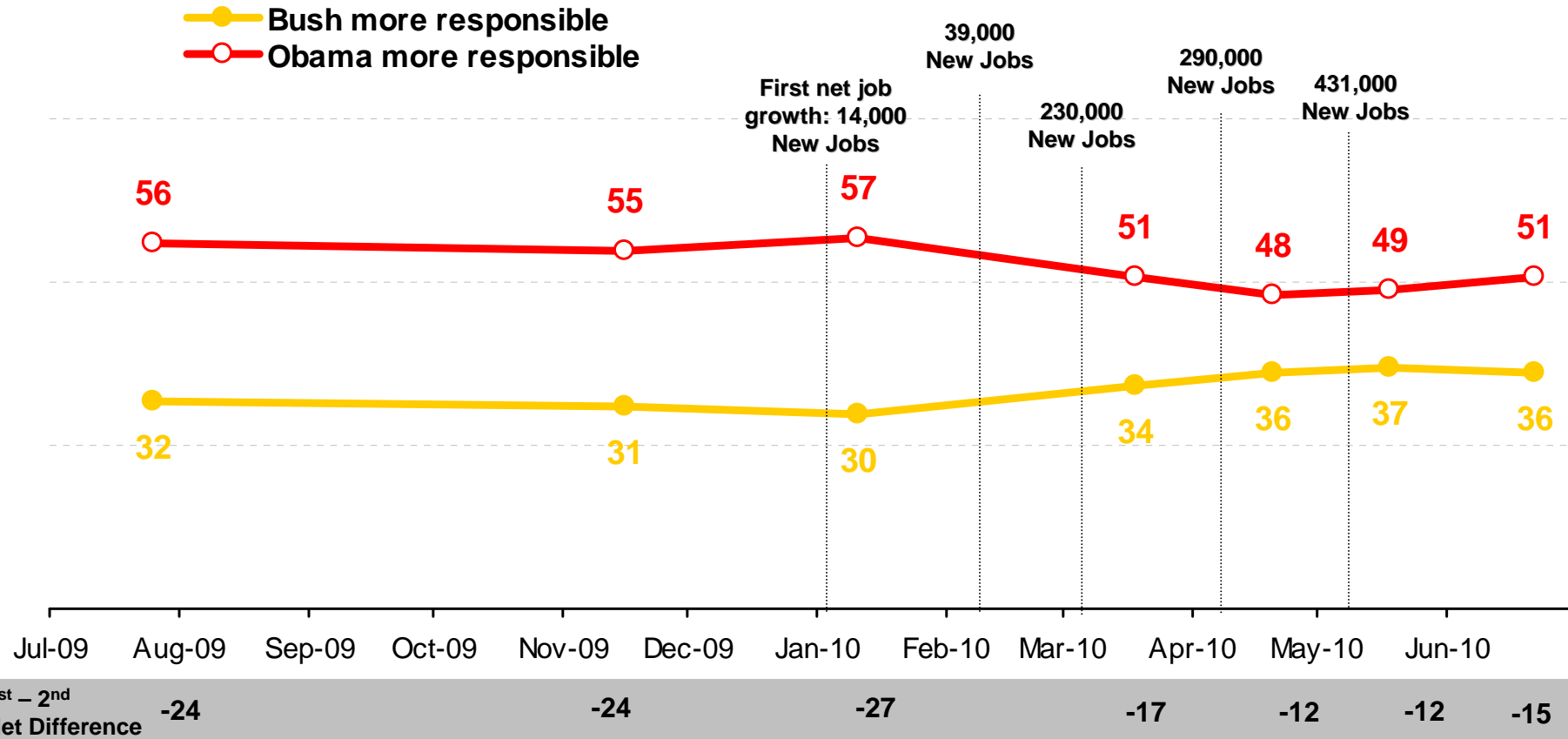
■ First statement strongly ■ Second statement strongly



Bush continues to be held more responsible for the economy

First Statement: Former President Bush is more responsible for the problems with the economy.

Second Statement: President Obama is more responsible for the problems with the economy.



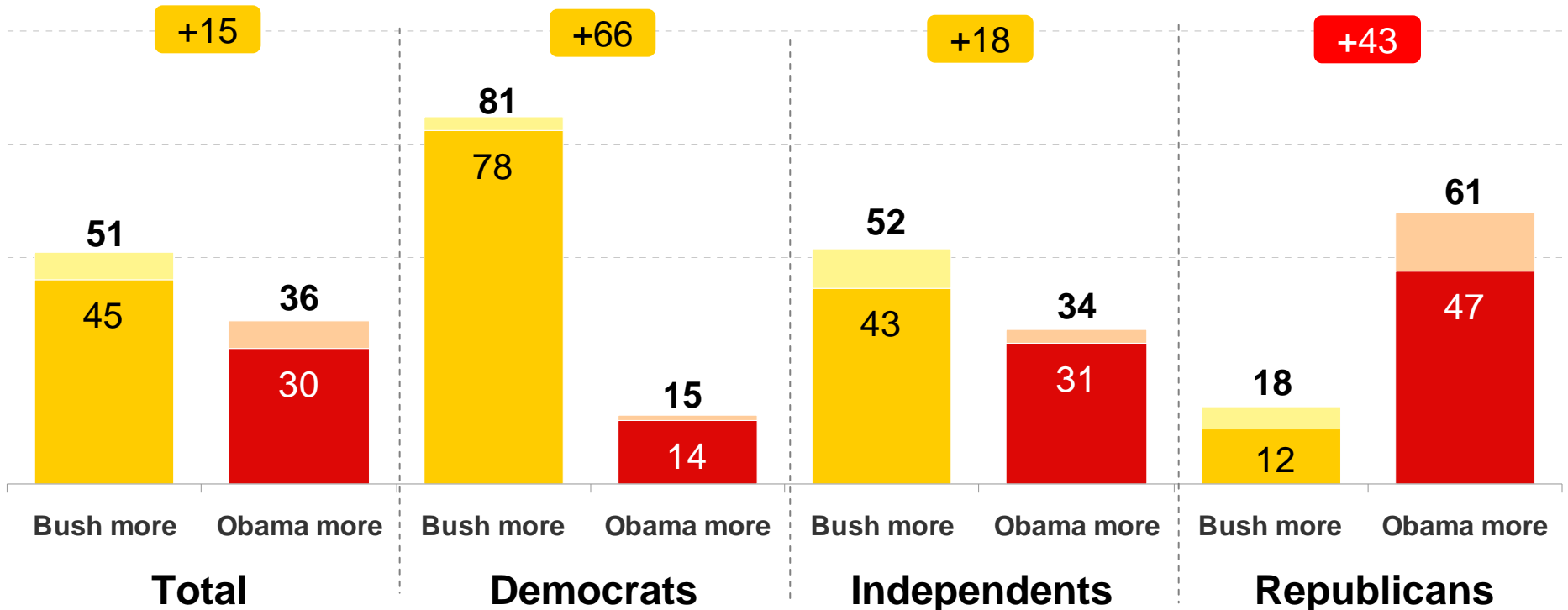
Independents: Bush is more culpable for economic problems

Now I'm going to read you some pairs of statements. After I read each pair, please tell me whether the FIRST statement or the SECOND statement comes closer to your own view, even if neither is exactly right.

First Statement: Former President Bush is more responsible for the problems with the economy.

Second Statement: President Obama is more responsible for the problems with the economy.

■ First statement strongly ■ Second statement strongly

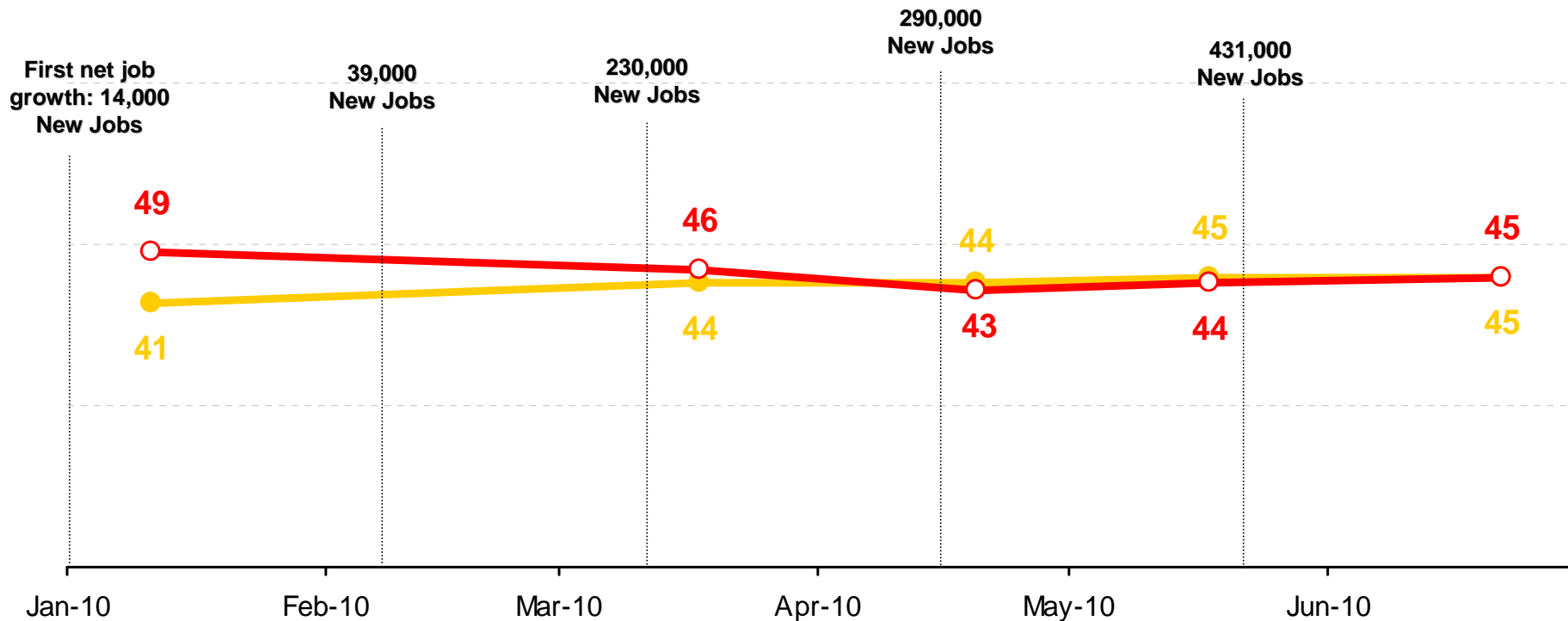


Obama/Dems: for ordinary people or Wall Street: no change

First Statement: Obama and the Democrats are more concerned with creating jobs for ordinary Americans.

Second Statement: Obama and the Democrats are more concerned with bailing out Wall Street.

● More concerned with jobs ○ More concerned with bailouts



1st - 2nd Net Difference	Jan-10	Feb-10	Mar-10	Apr-10	May-10	Jun-10
	-8		-2		+1	+1
						0

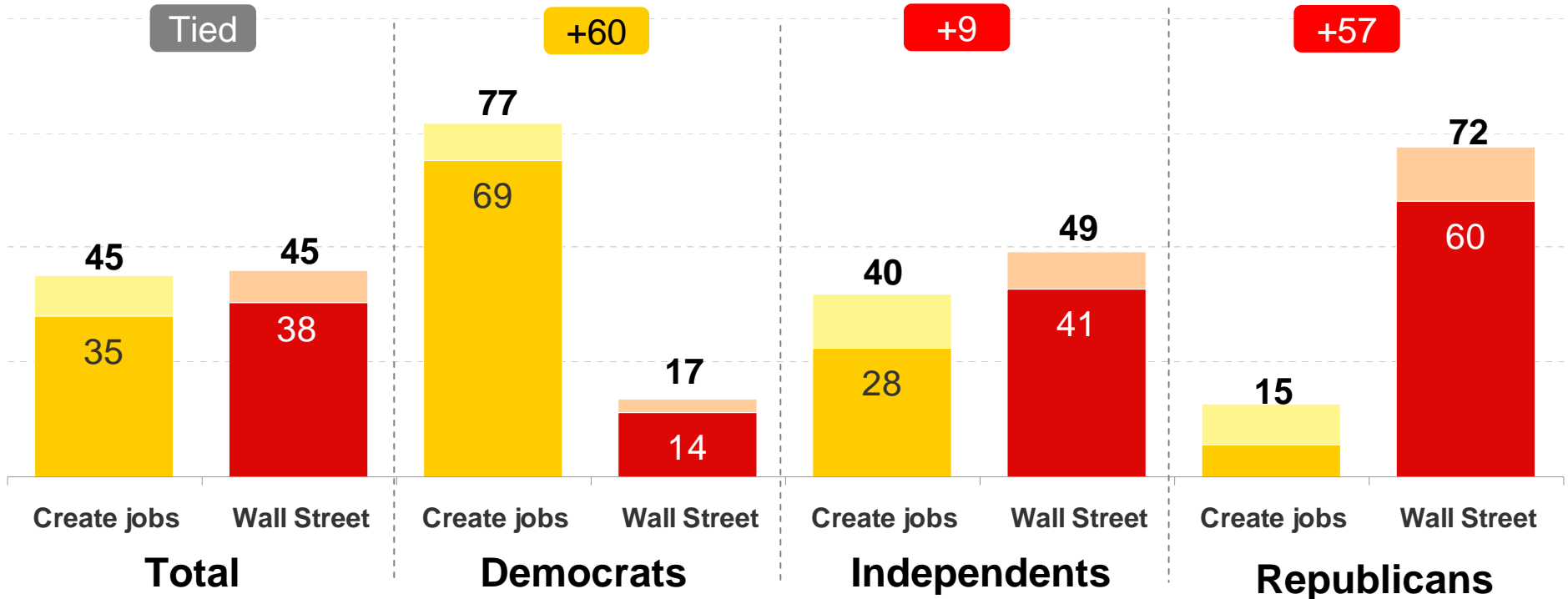
Independents: Obama/Dems more for Wall Street than Main

Now I'm going to read you some pairs of statements. After I read each pair, please tell me whether the FIRST statement or the SECOND statement comes closer to your own view, even if neither is exactly right.

First Statement: Obama and the Democrats are more concerned with creating jobs for ordinary Americans.

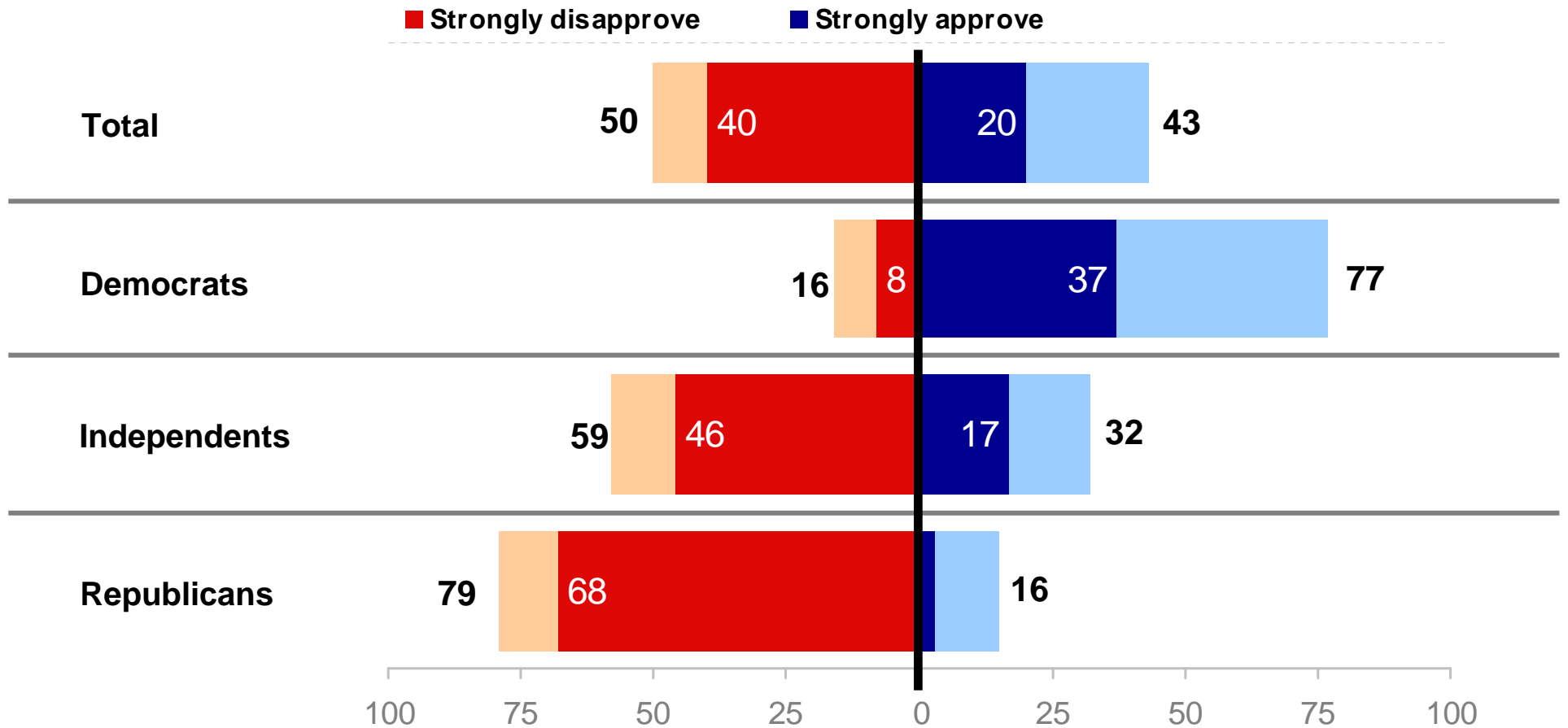
Second Statement: Obama and the Democrats are more concerned with bailing out Wall Street.

■ First statement strongly ■ Second statement strongly



Approval of Obama's handling of spill follows partisan trends

Do you approve or disapprove of the way Barack Obama is handling the oil spill in the Gulf of Mexico?



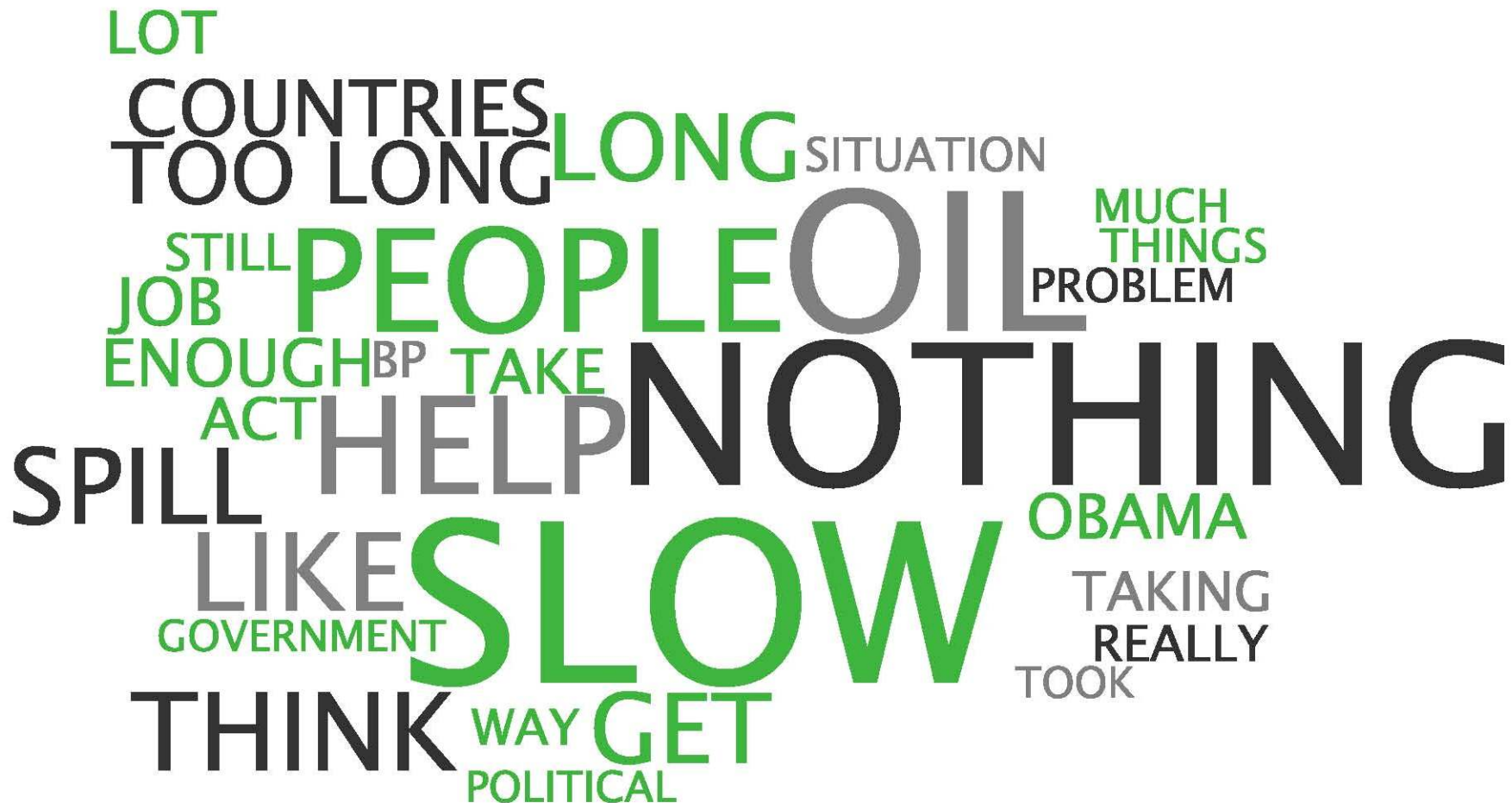
Open-end disapproval responses to Obama's handling of oil spill

Do you approve or disapprove of the way Barack Obama is handling the oil spill in the Gulf of Mexico? Why do you say that?

	Total
Ineffective	66
Slow to act	27
Done nothing	24
Not doing well	13
Negative Obama	5
General negative situation	4
Bad Leadership	38
Lack of understanding	13
Refused foreign help	11
Doesn't have enough leadership	5
Political opportunity	5
Doesn't care about LA	5
No planning	4
Blame	3
General Blame	4
Alternative energy/solar energy/wind energy	2
Need to go green/helps our climate	2
Other/DK/Ref	14
Other	11
DK/Ref	3

Verbatim disapproval responses to Obama's handling of oil spill

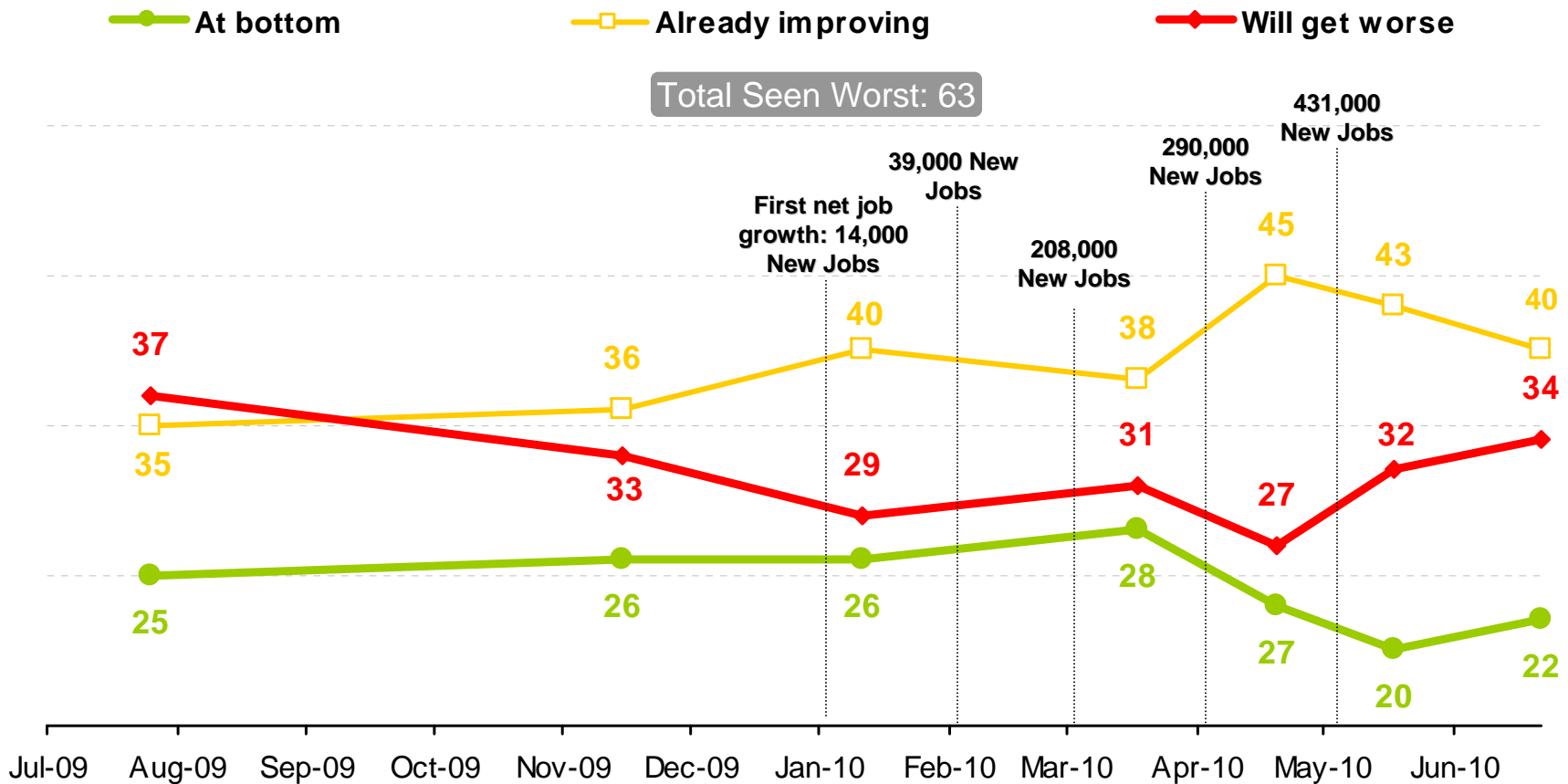
Do you approve or disapprove of the way Barack Obama is handling the oil spill in the Gulf of Mexico? Why do you say that?



The economy

Economic optimism decreasing after seeing marginal gains

Now, thinking about the nation's economy, do you believe the economy has already bottomed out and is starting to improve, is at the bottom but is not yet getting any better or has not yet bottomed out and will still get worse?

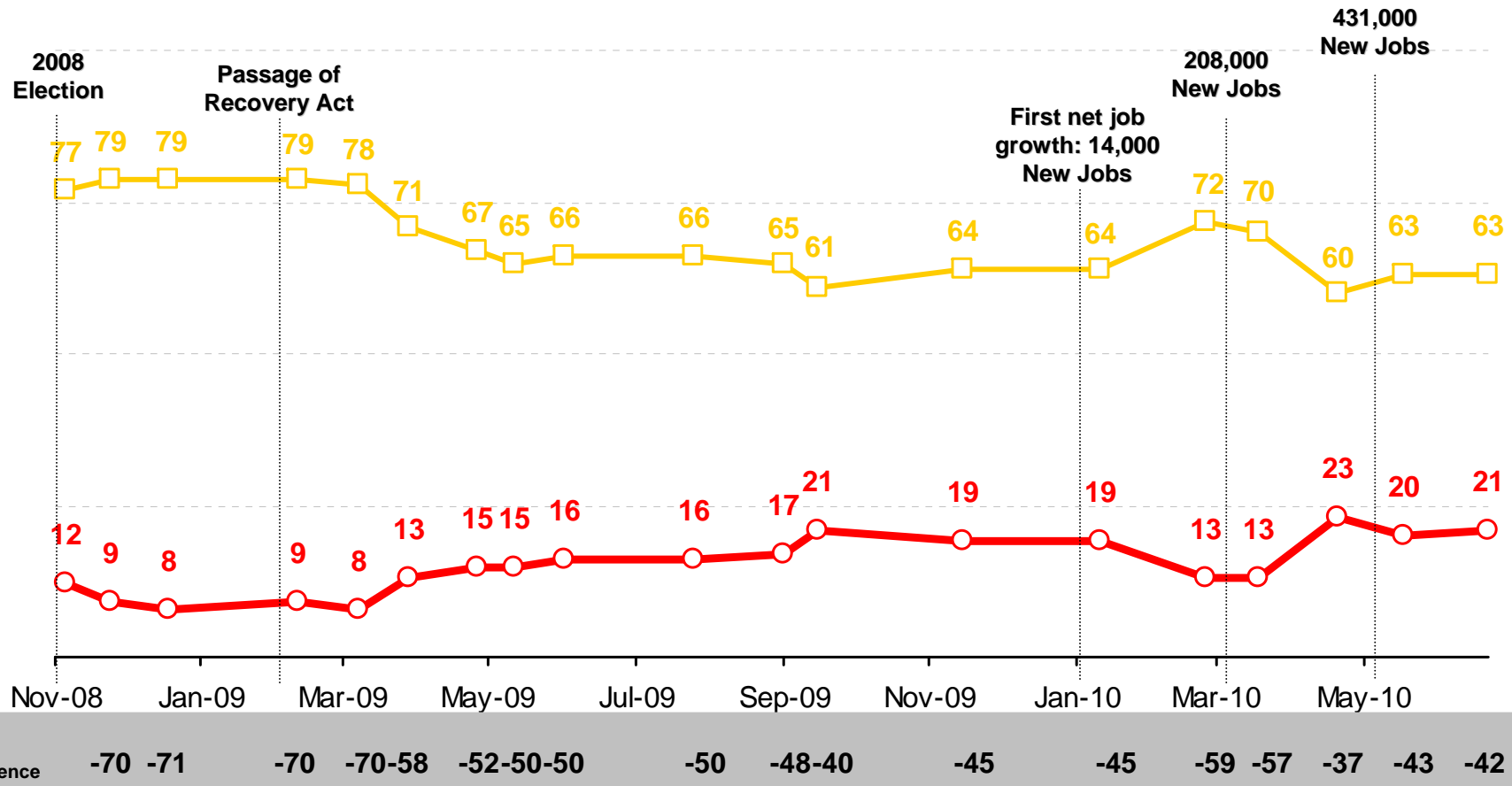


*Note: Based on research for Citizen Opinion. Data prior to March 2010 from Democracy Corps surveys. Sample is of total 2008 voters.

National economic indicator: state of the economy

Now, I'd like to rate your feelings toward some people and organizations, with one hundred meaning a VERY WARM, FAVORABLE feeling; zero meaning a VERY COLD, UNFAVORABLE feeling; and fifty meaning not particularly warm or cold. **The state of the economy...**

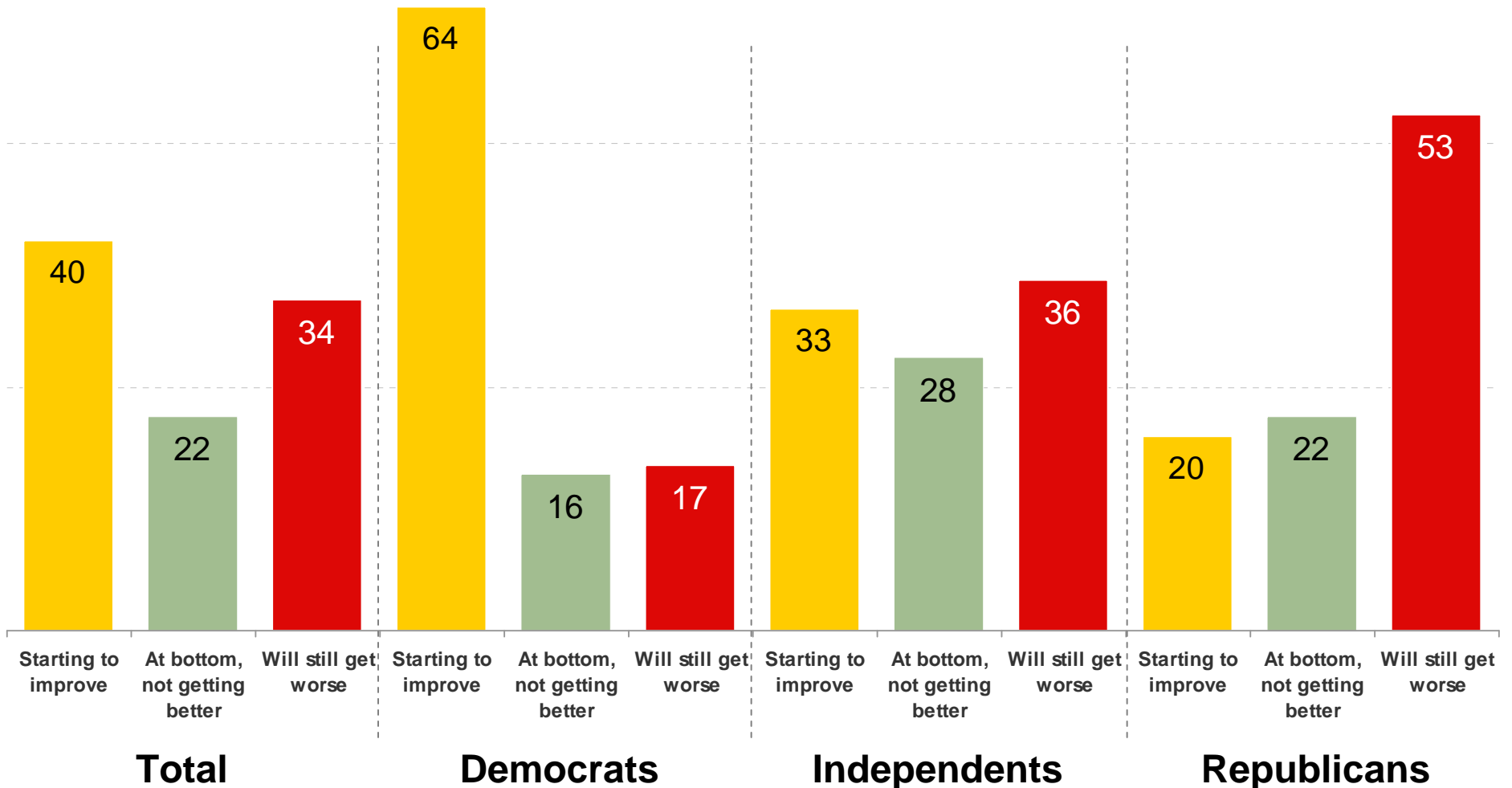
Warm Cool



*Note: Data from Democracy Corps surveys conducted since the 2008 election. Sample is of total 2008 voters. Based on research for Citizen Opinion.

Economic outlook much more pessimistic among Republicans

Now, thinking about the nation's economy, do you believe the economy has already bottomed out and is starting to improve, is at the bottom but is not yet getting any better or has not yet bottomed out and will still get worse?

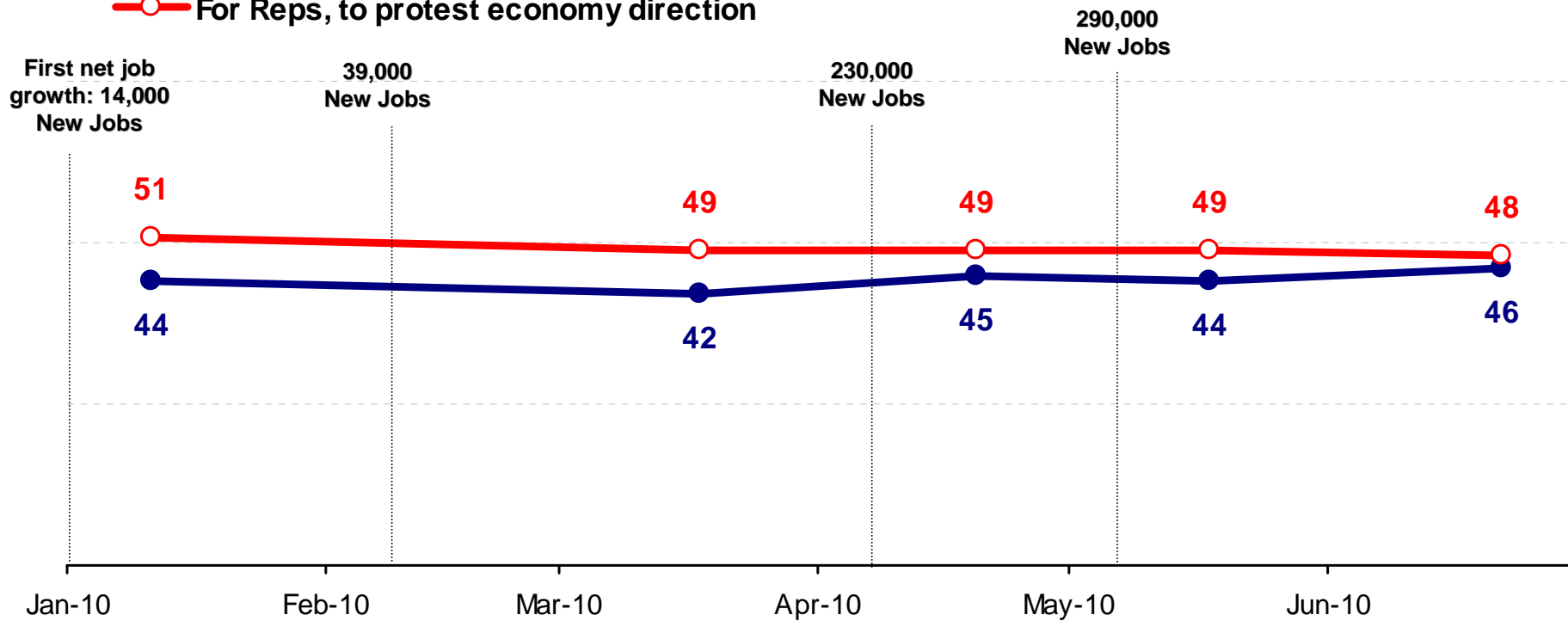


Don't jeopardize recovery or cast protest vote: remains static

First Statement: Looking at what is happening with the economy, I am leaning toward voting for the Democrats so we don't jeopardize the chance of an economic recovery.

Second Statement: Looking at what is happening with the economy, I am leaning toward voting for the Republicans to protest the direction the economy is heading.

- For Dems, not jeopardize recovery
- For Reps, to protest economy direction



1st - 2nd Net Difference	Jan-10	Feb-10	Mar-10	Apr-10	May-10	Jun-10
	-7	-7	-4	-5	-2	

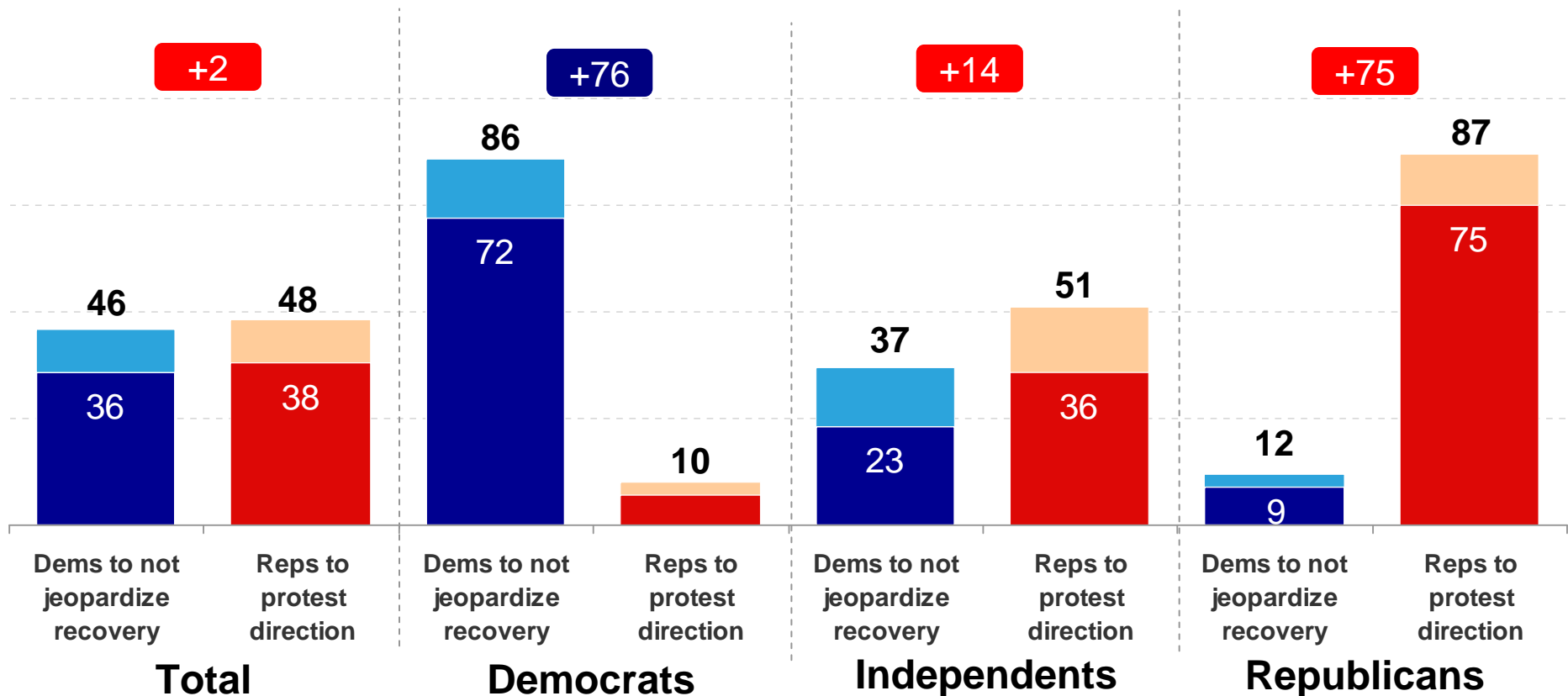
Independents amenable to casting protest vote

First Statement: Looking at what is happening with the economy, I am leaning toward voting for the Democrats so we don't jeopardize the chance of an economic recovery.

Second Statement: Looking at what is happening with the economy, I am leaning toward voting for the Republicans to protest the direction the economy is heading.

■ First statement strongly

■ Second statement strongly



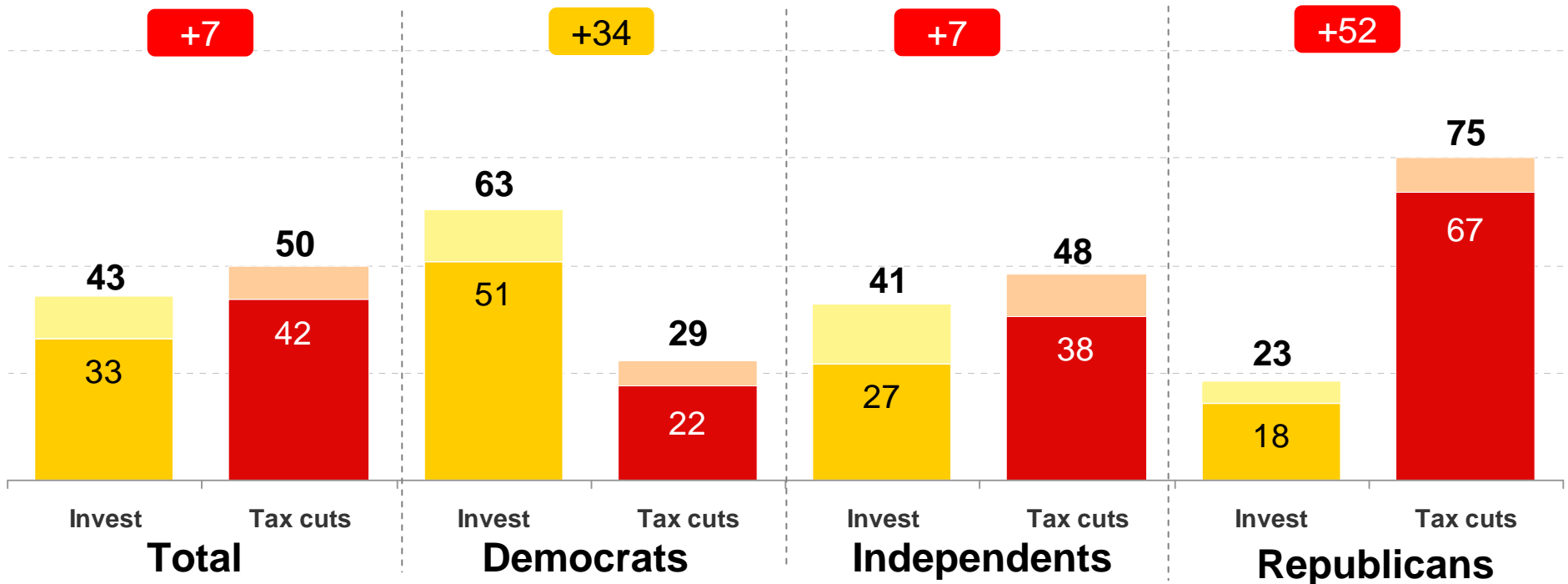
Tax cuts preferred over reinvestment

Now I'm going to read you some pairs of statements. After I read each pair, please tell me whether the FIRST statement or the SECOND statement comes closer to your own view, even if neither is exactly right.

First Statement: The best way to improve our economy and create jobs is to invest more to put people to work, develop new industries, and help businesses grow in expanding, new areas.

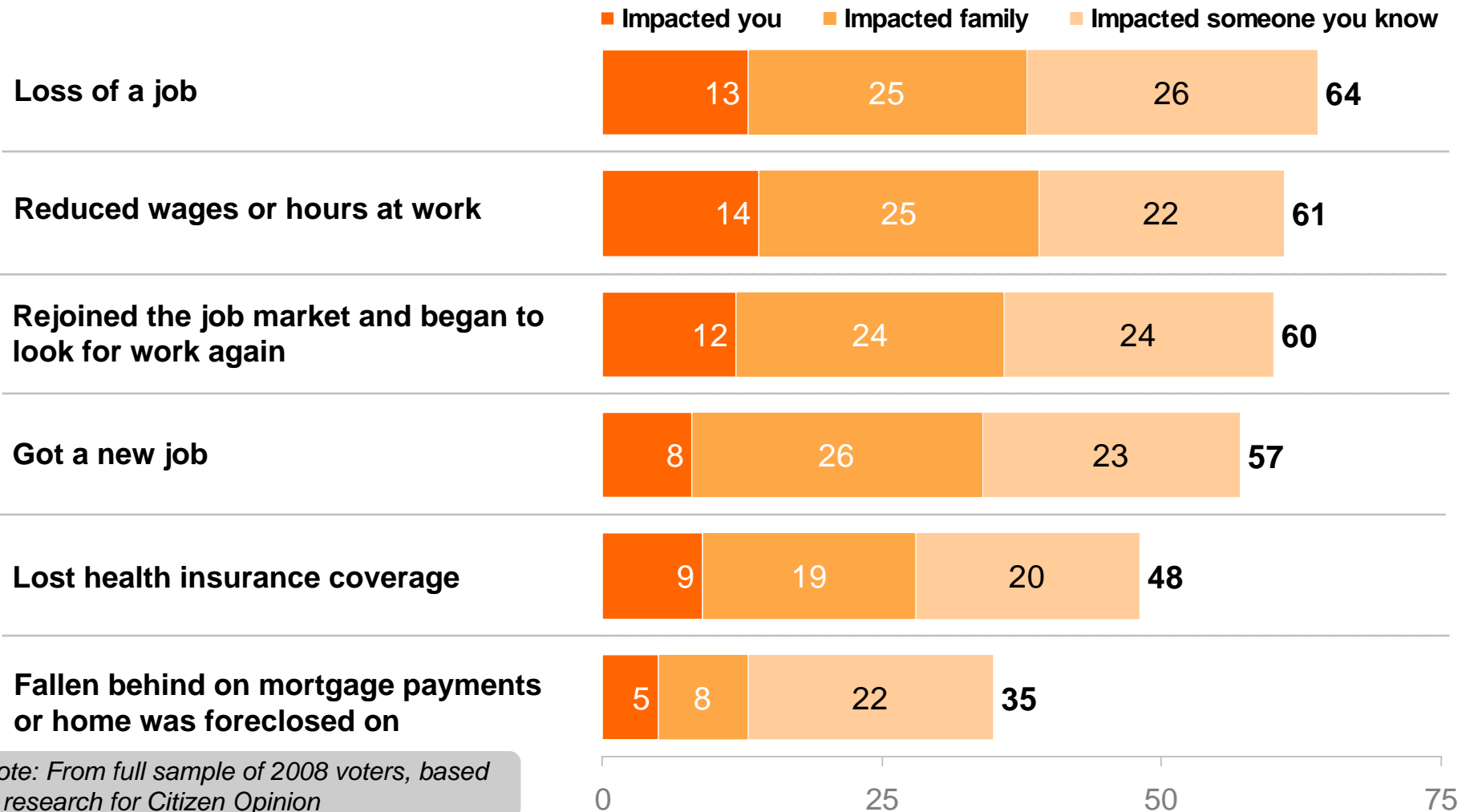
Second Statement: The best way to improve our economy and create jobs is to cut government spending and cut taxes so businesses can prosper and the private sector can start creating jobs.

■ First statement strongly ■ Second statement strongly



Detrimental effects of the recession still being felt

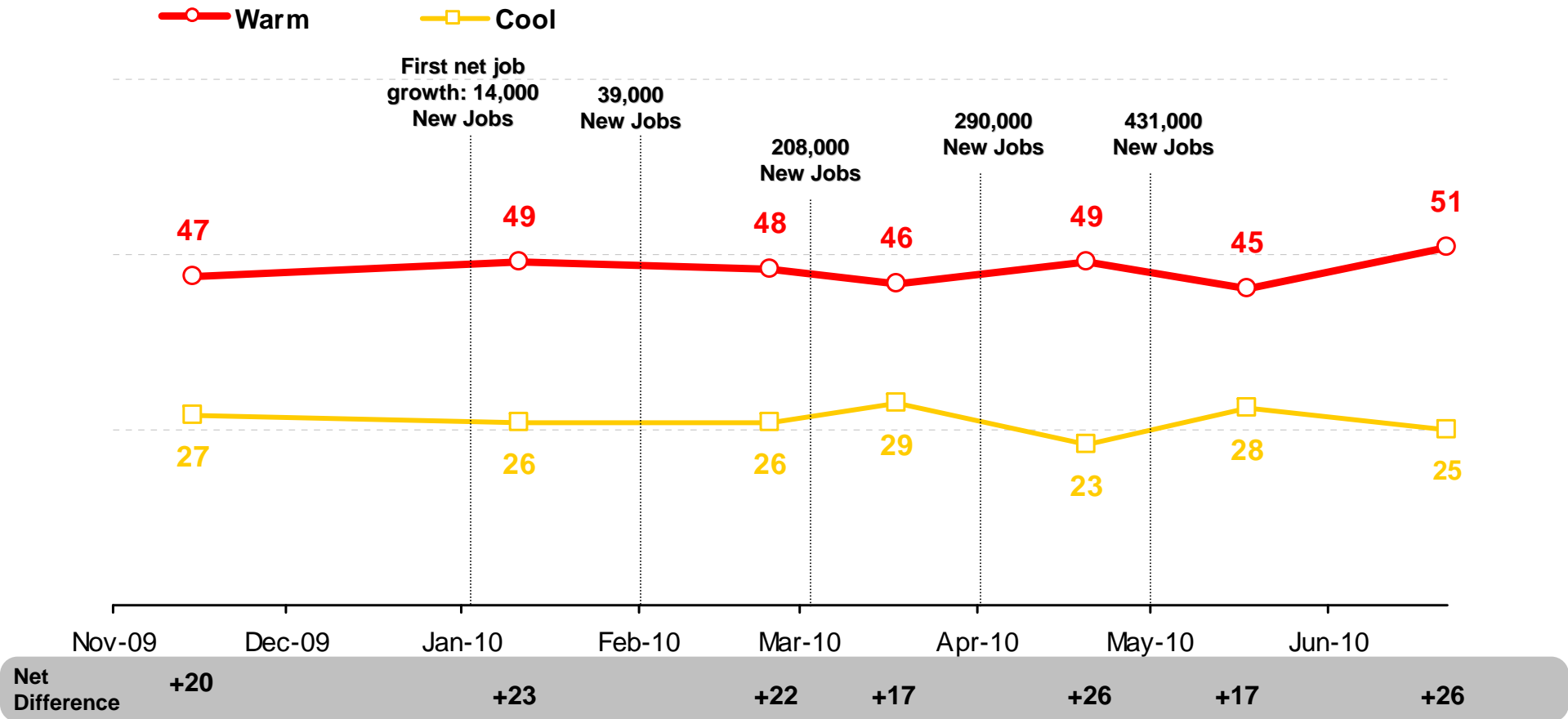
I'm going to read you a list of economic experiences some people have recently had. For each one, please tell me if you have directly experienced this in the last year, if your family has directly experienced this in the last year, or if someone you know well, like a friend, neighbor or co-worker, has experienced this or if no one you know well has experienced it.



**Note: From full sample of 2008 voters, based on research for Citizen Opinion*

Real economic indicator: state of your personal finances

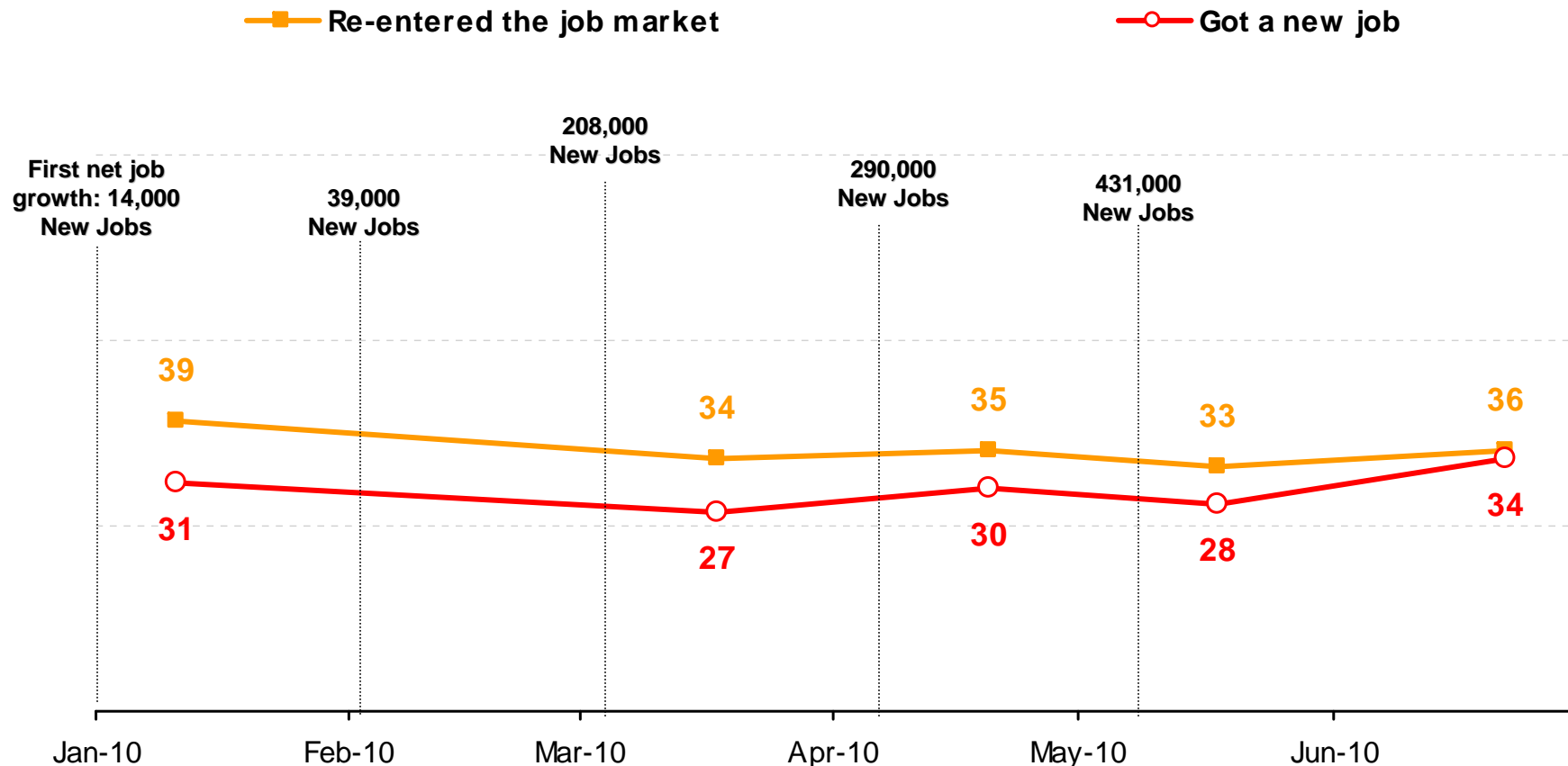
Now, I'd like to rate your feelings toward some people and organizations, with one hundred meaning a VERY WARM, FAVORABLE feeling; zero meaning a VERY COLD, UNFAVORABLE feeling; and fifty meaning not particularly warm or cold. **The state of your personal finances...**



*Note: Data from Democracy Corps surveys conducted since November 2009. Data reflects total 2008 voters. Based on Research for Citizen Opinion.

Real economic indicator: job market and re-entry show gains

I'm going to read you a list of economic experiences some people have recently had. For each one, please tell me if you have directly experienced this in the last year, if your family has directly experienced this in the last year, or if someone you know well, like a friend, neighbor or co-worker, has experienced this or if no one you know well has experienced it.

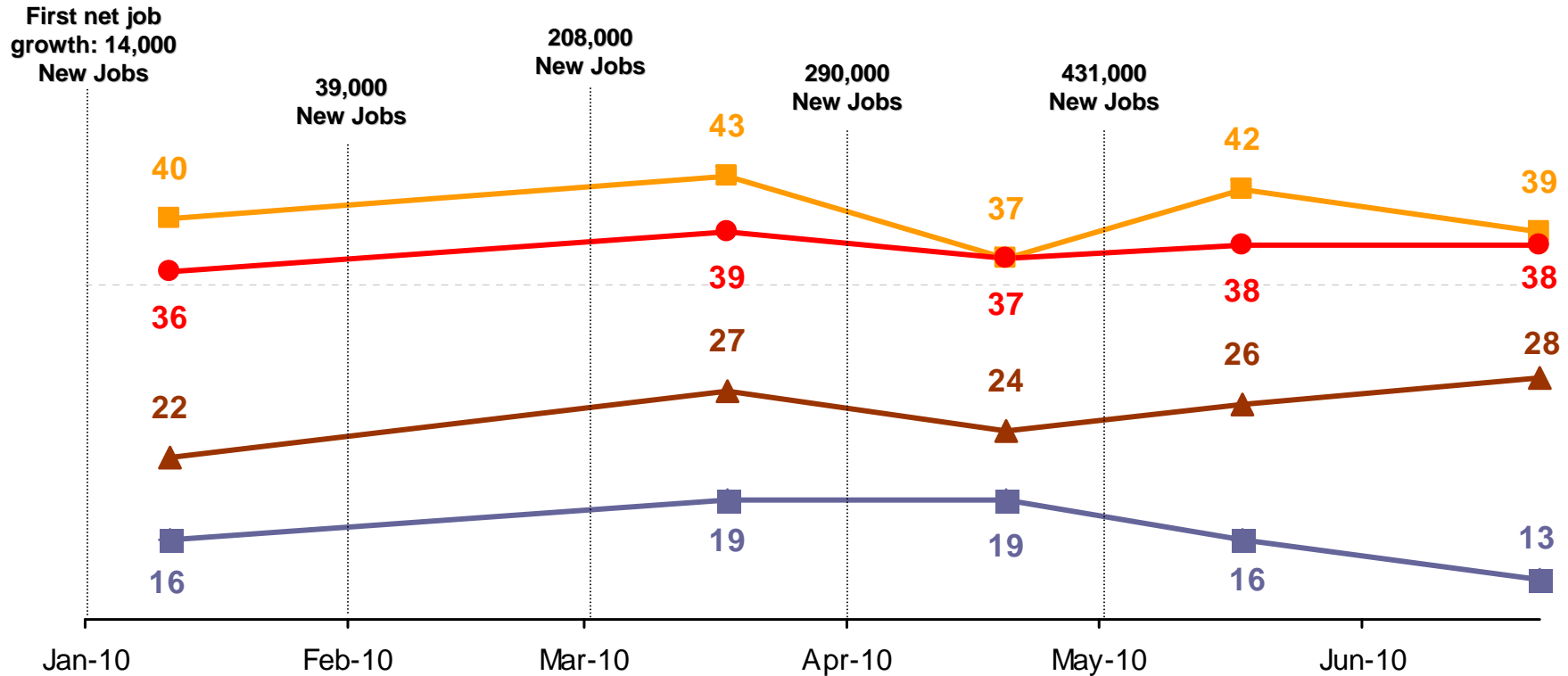


**Note: Data from Democracy Corps surveys conducted since January 2010. Data reflects the total of those who have felt a personal impact or an impact on someone in their family, and the sample is of total 2008 voters. Based on research for Citizen Opinion.*

Real economic indicators: some gain on hours and mortgage payments

I'm going to read you a list of economic experiences some people have recently had. For each one, please tell me if you have directly experienced this in the last year, if your family has directly experienced this in the last year, or if someone you know well, like a friend, neighbor or co-worker, has experienced this or if no one you know well has experienced it.

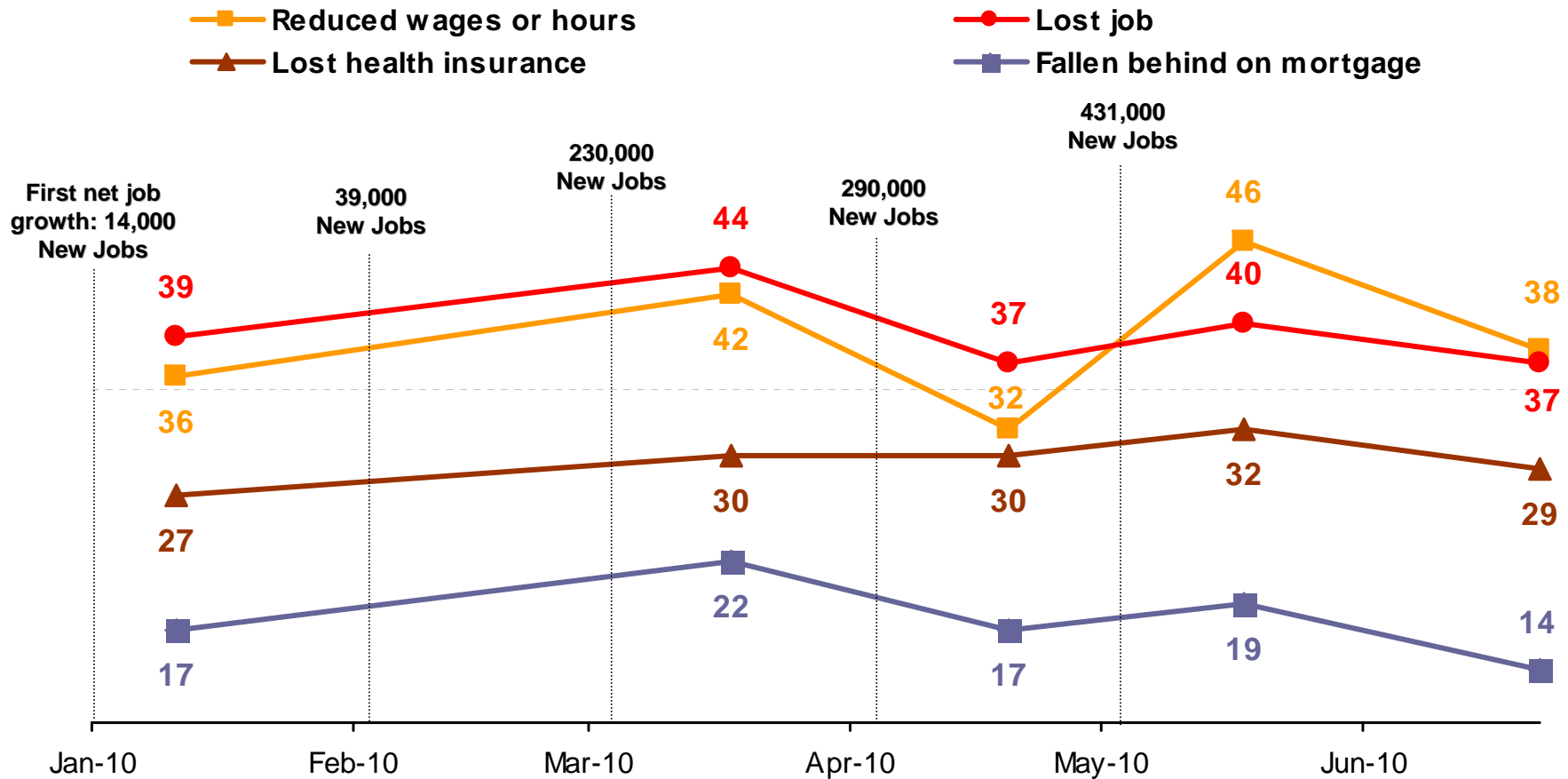
- Reduced wages or hours
- Lost job
- ▲ Lost health insurance
- Fallen behind on mortgage



**Note: Data from Democracy Corps and Citizen Opinion surveys conducted since January 2010. Data reflects those who have felt a personal impact or an impact on someone in their family. Based on research for Citizen Opinion*

Recession real indicators for white non-college: real gains

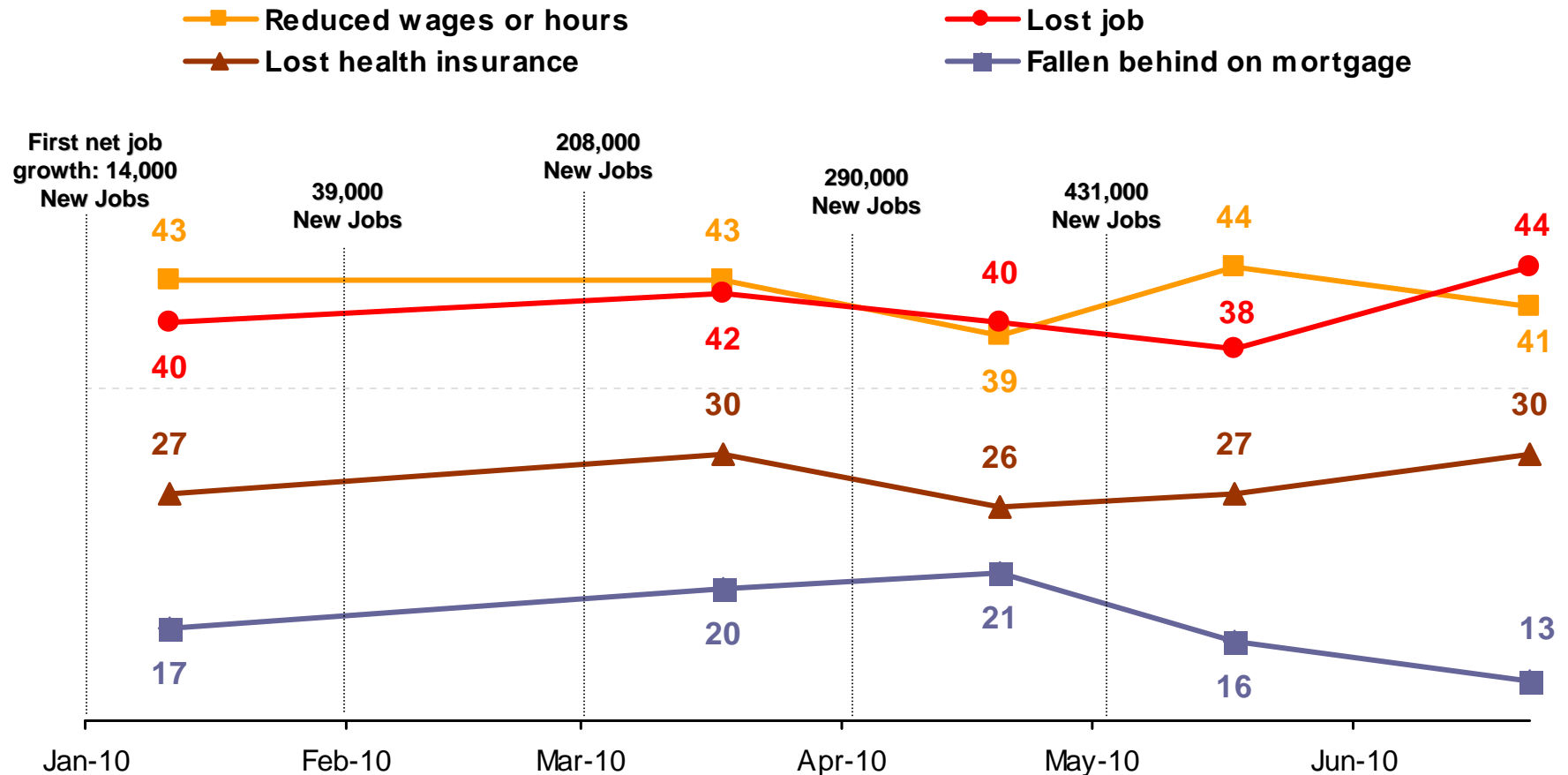
I'm going to read you a list of economic experiences some people have recently had. For each one, please tell me if you have directly experienced this in the last year, if your family has directly experienced this in the last year, or if someone you know well, like a friend, neighbor or co-worker, has experienced this or if no one you know well has experienced it.



**Note: Data from Democracy Corps surveys conducted since January 2010. Data reflects the total of those who have felt a personal impact or an impact on someone in their family. Based on research for Citizen Opinion.*

Recession real indicators: unmarried women, minority and young

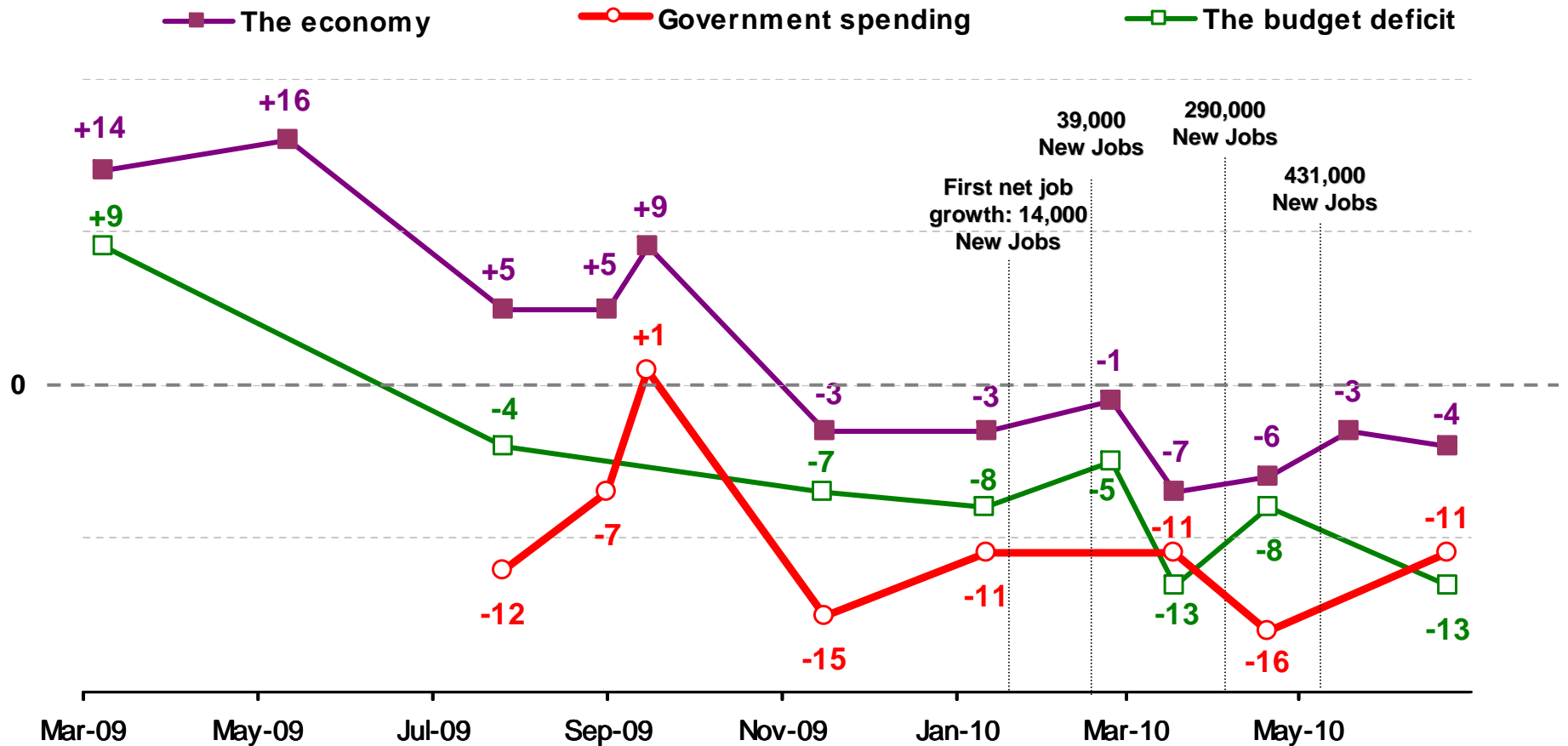
I'm going to read you a list of economic experiences some people have recently had. For each one, please tell me if you have directly experienced this in the last year, if your family has directly experienced this in the last year, or if someone you know well, like a friend, neighbor or co-worker, has experienced this or if no one you know well has experienced it.



**Note: Data from Democracy Corps surveys conducted since January 2010. Data reflects those who have felt a personal impact or an impact on someone in their family. The new American electorate refers to unmarried women, respondents under the age of 30, and minorities. Based on research for Citizen Opinion*

Which party better on economic issues: Democrats remain behind

Now I am going to ask you something different. I am going to read a list of issues and I want you to tell me whether, overall, you think the Democrats or the Republicans would do a better job with this issue. If you do not know, just tell me and we will move on to the next item.

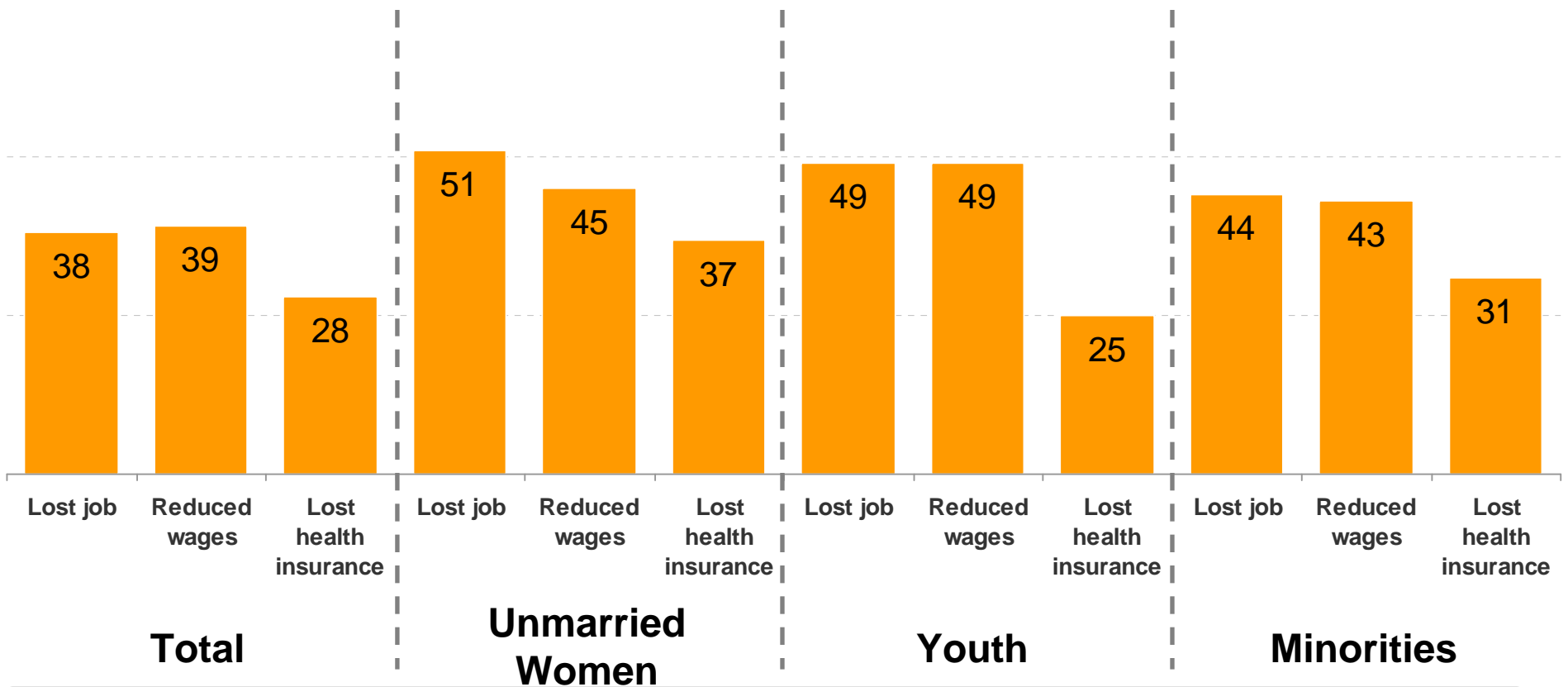


*Note: Data from Democracy Corps surveys conducted since March 2009. Shows "Democrats - Republicans" net. Based on research for Citizen Opinion.

The real economic indicators: the new American electorate

I'm going to read you a list of economic experiences some people have recently had. For each one, please tell me if you have directly experienced this in the last year, if your family has directly experienced this in the last year, or if someone you know well, like a friend, neighbor or co-worker, has experienced this or if no one you know well has experienced it.

■ **Percent impacting you and your family**

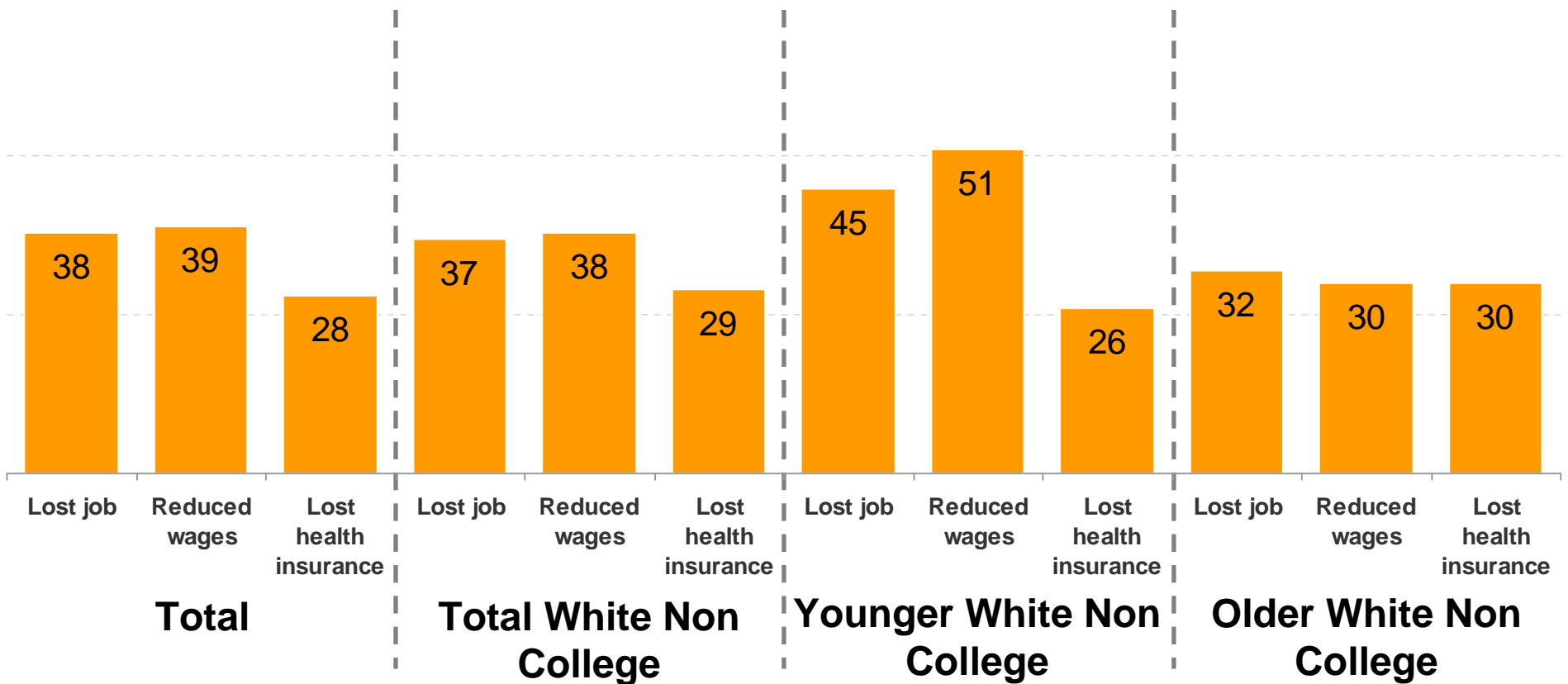


**Note: Data reflects those who have felt a personal impact or an impact on someone in their family. Based on research for Citizen Opinion*

The real economic indicators: White non-college voters

I'm going to read you a list of economic experiences some people have recently had. For each one, please tell me if you have directly experienced this in the last year, if your family has directly experienced this in the last year, or if someone you know well, like a friend, neighbor or co-worker, has experienced this or if no one you know well has experienced it.

■ **Percent impacting you and your family**



**Note: Data reflects those who have felt a personal impact or an impact on someone in their family. Based on research for Citizen Opinion*

GREENBERG QUINLAN ROSNER RESEARCH



www.greenbergresearch.com

Washington, DC
10 G Street NE,
Suite 500
Washington, DC 20002

Ph: +1 202 478 8300
Fax: +1 202 478 8301

London, UK
405 Carrington House,
6 Hertford Street
London, UK W1J 7SU

Ph: +44 (0) 207 499 5204
Fax: +44 (0) 207 499 5284

Buenos Aires, Argentina
25 de Mayo 611. Piso 4,
Oficina 3
C1002ABM, Ciudad de
Buenos Aires, Argentina

Phone: +54 11 59175355