

**GREENBERG QUINLAN ROSNER** RESEARCH

---

March 23, 2010

# Politics: big yellow flag



**DEMOCRACY CORPS**  
CARVILLE ♦ GREENBERG

## About the survey

---

**This presentation is based primarily on a national survey conducted by Democracy Corps in conjunction with the Center for American Progress. The survey was of 1,016 2008 voters (171 landline, 845 cell phone weighted; 881 landline, 135 cell phone unweighted) and conducted March 15-18, 2010. Margin of error: 3.1 percentage points.**

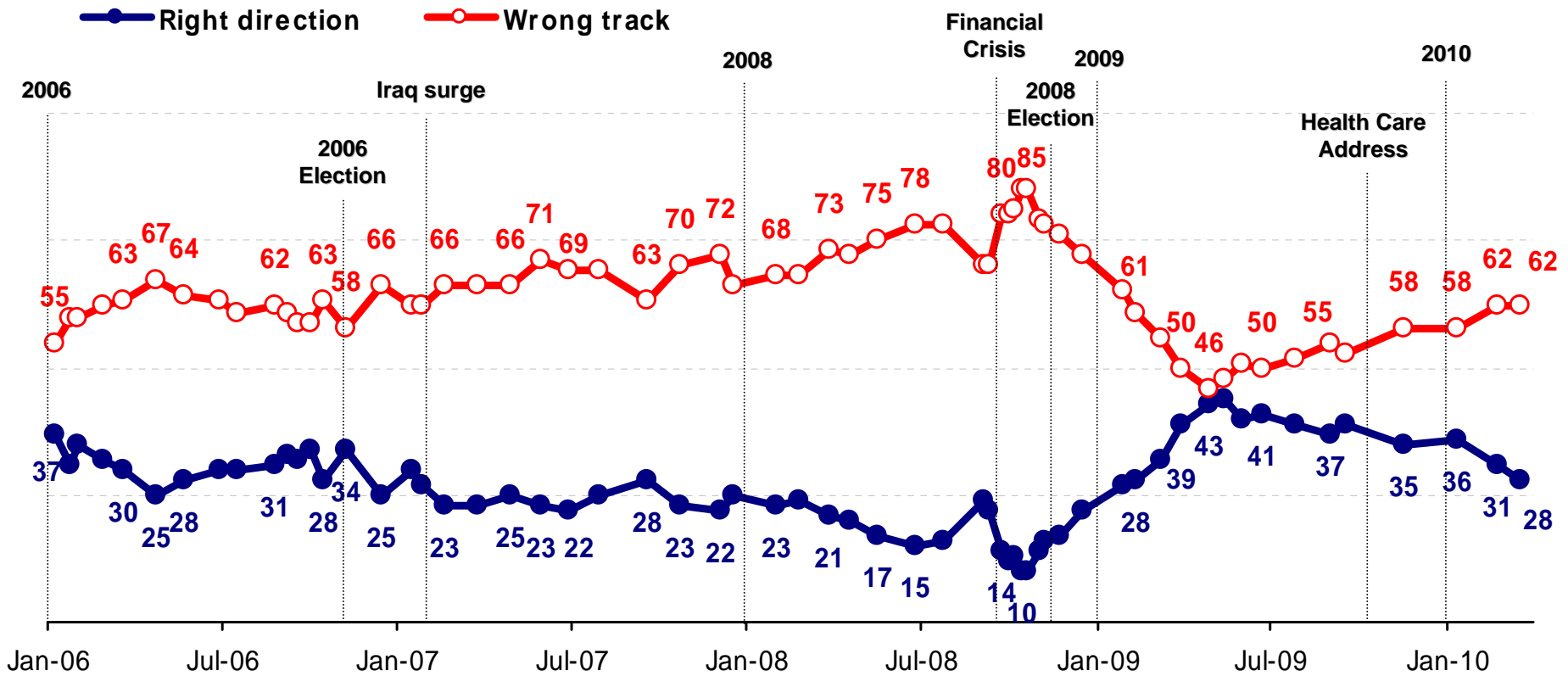
**All data shown reflects results from 850 likely 2010 voters (871 unweighted; margin of error of 3.4 percentage points) unless otherwise noted.**

---

**This presentation also features data from a national survey conducted by Democracy Corps in conjunction with Center for American Progress. The survey was of 1,001 2008 voters (847 landline, 154 cell phone weighted; 881 landline, 120 cell phone unweighted) and conducted January 7-11, 2010. Margin of error: 3.1 percentage points.**

# Wrong track remains stable; right direction sees small decline

*Generally speaking, do you think things in the country are going in the right direction, or do you feel things have gotten pretty seriously off on the wrong track?*



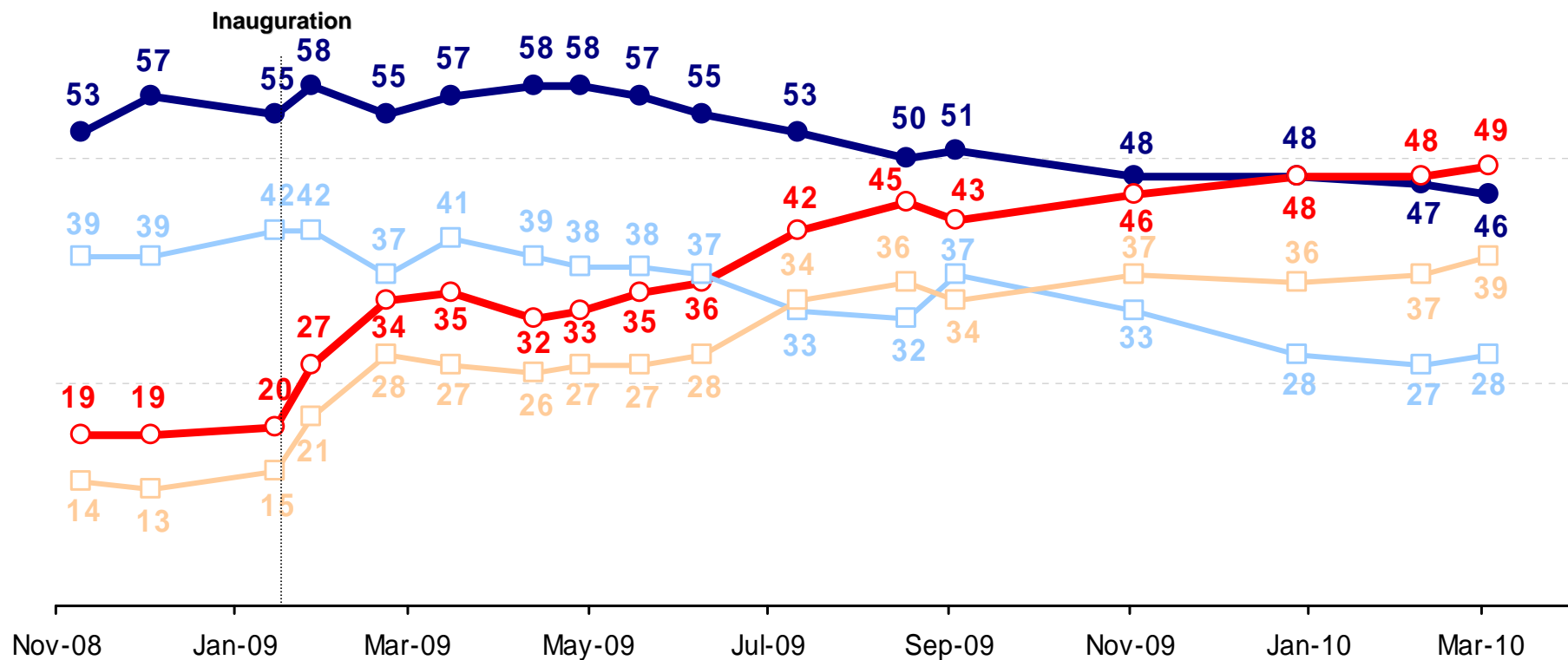
Net Difference: -18, -33, -42, -36, -31, -35, -24, -41, -43, -41, -48, -47, -35, -47, -50, -45, -52, -58, -63, -66, -75, -33, -11, -3, -9, -18, -23, -22, -31, -34

\*Note: From Democracy Corps surveys conducted over the last several years. Data reflects likely voters.

# Obama approval slips slowly over five months

Do you approve or disapprove of the way Barack Obama is handling his job as president?

● Total Approve   
 ○ Total Disapprove   
 □ Strongly Approve   
 □ Strongly Disapprove



\*Note: From Democracy Corps surveys since the 2008 election. Before inauguration, question read: "Do you approve or disapprove of the job being done by Barack Obama as president-elect?" Data represents likely 2010 voters.

# Obama remains favorable; the parties do not

Now, I'd like to rate your feelings toward some people and organizations, with one hundred meaning a VERY WARM, FAVORABLE feeling; zero meaning a VERY COLD, UNFAVORABLE feeling; and fifty meaning not particularly warm or cold.

**Therm. Mean** **Warm - Cool**

■ Cool ■ Warm

**Barack Obama**



51.1

+8

**Democratic Party**



43.7

-11

**Democratic Congress**



40.1

-18

**Republican Party**



41.6

-17

**Republicans in Congress**



40.9

-18

**Democratic member (named)**



53.6

+15

**Republican member (named)**



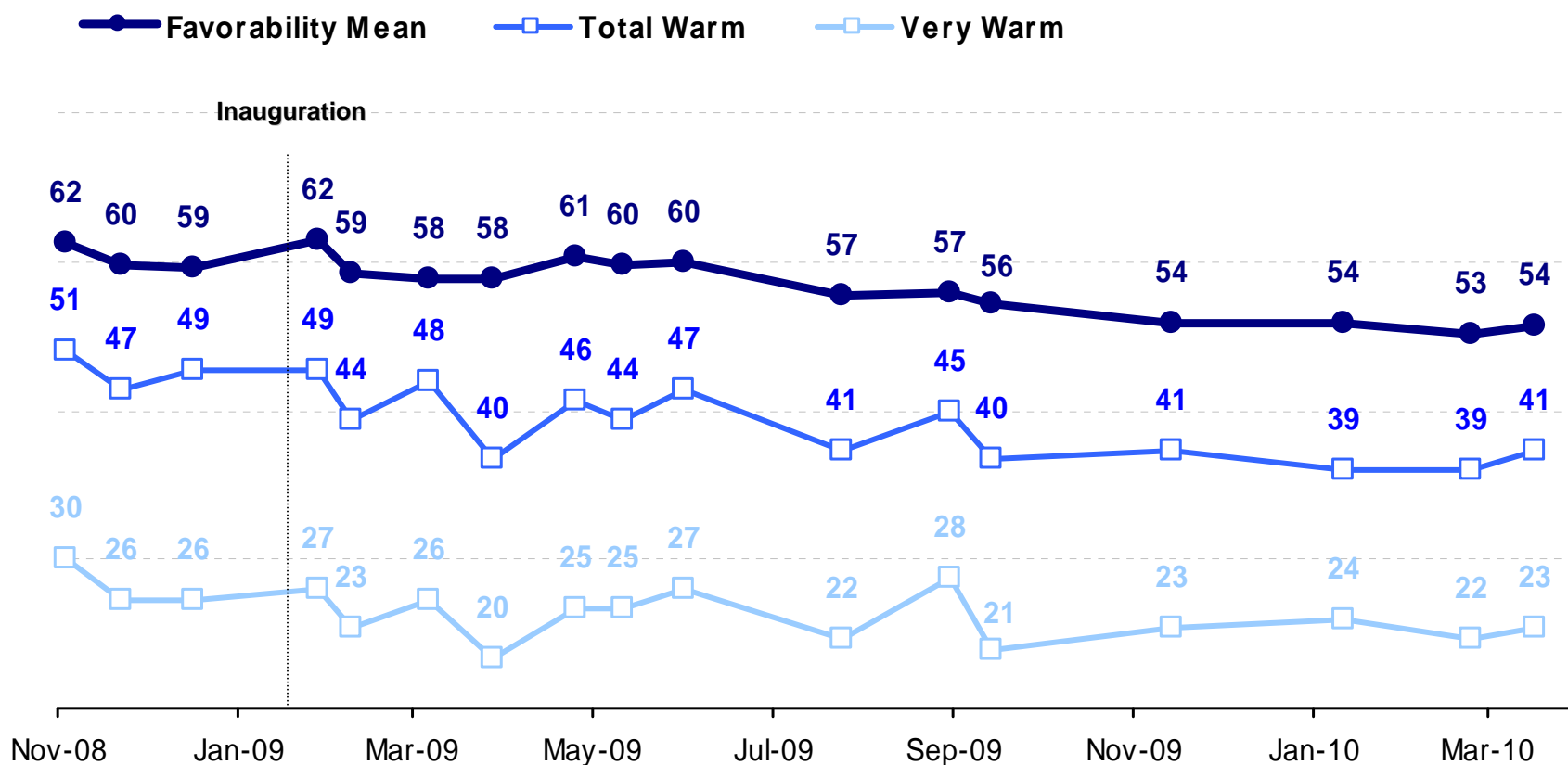
49.7

+3



# Democratic House incumbents see mild uptick in favorability

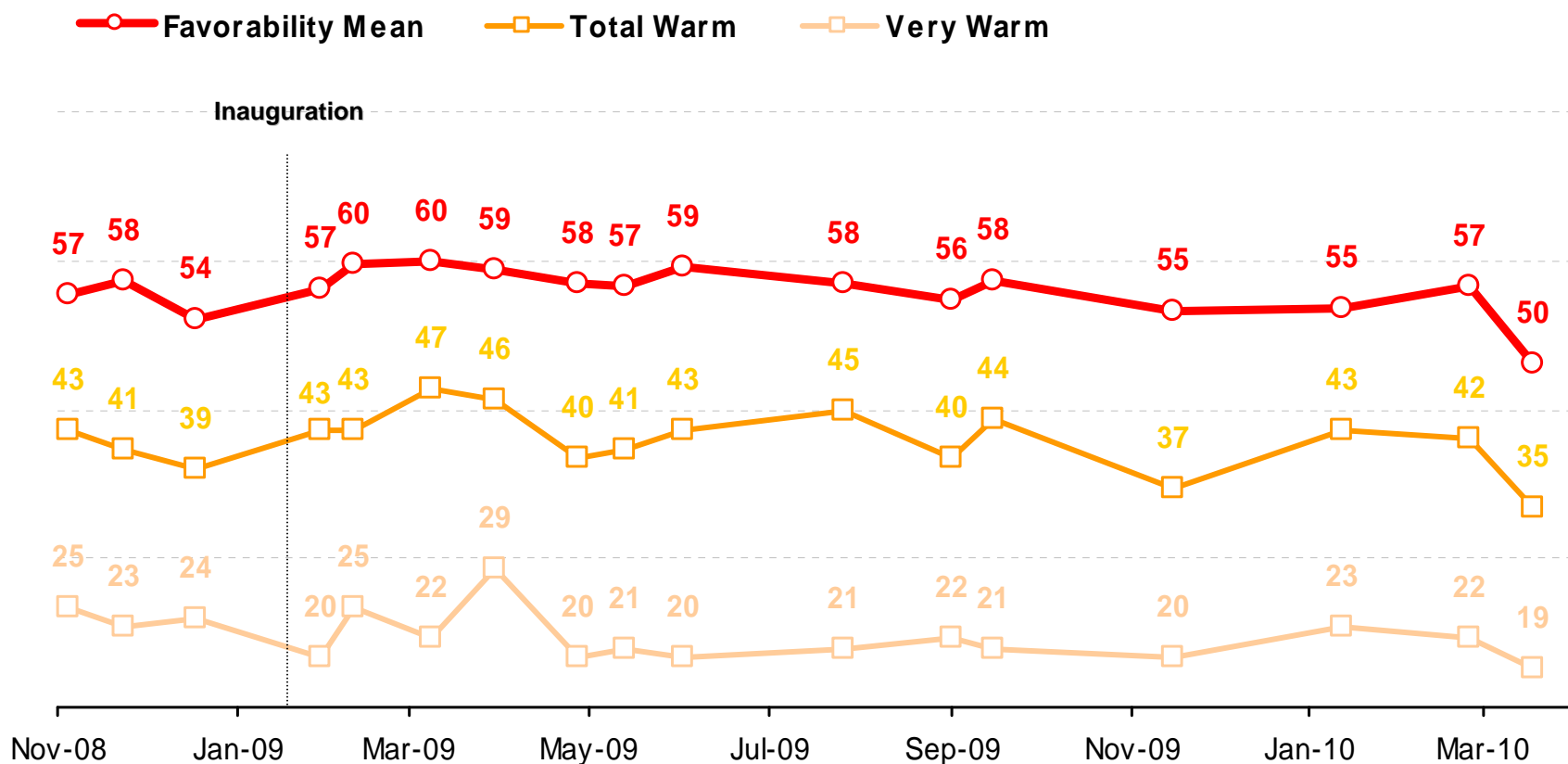
Now, I'd like to rate your feelings toward some people and organizations, with one hundred meaning a VERY WARM, FAVORABLE feeling; zero meaning a VERY COLD, UNFAVORABLE feeling; and fifty meaning not particularly warm or cold.



\*Note: Data from Democracy Corps surveys conducted since the 2008 election..

# Republican members (named) see sudden drop in standing

Now, I'd like to rate your feelings toward some people and organizations, with one hundred meaning a VERY WARM, FAVORABLE feeling; zero meaning a VERY COLD, UNFAVORABLE feeling; and fifty meaning not particularly warm or cold.

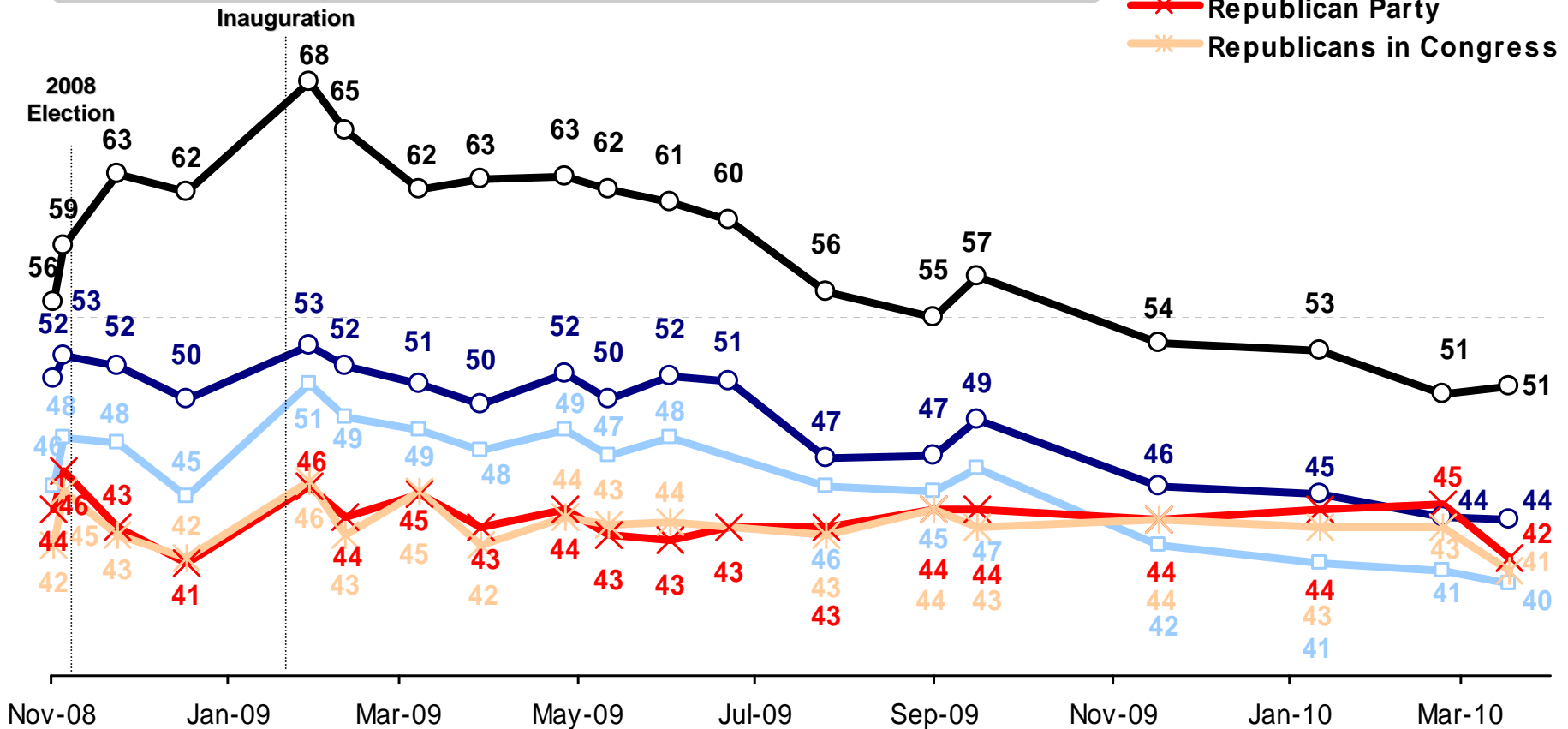


\*Note: Data from Democracy Corps surveys conducted since the 2008 election.

# Obama and Democrats hold stable, Republicans show drop

Now, I'd like to rate your feelings toward some people and organizations, with 100 meaning a VERY WARM, FAVORABLE feeling; zero meaning a VERY COLD, UNFAVORABLE feeling; and 50 meaning not particularly warm or cold. [Data represent MEAN ratings, likely 2010 voters]

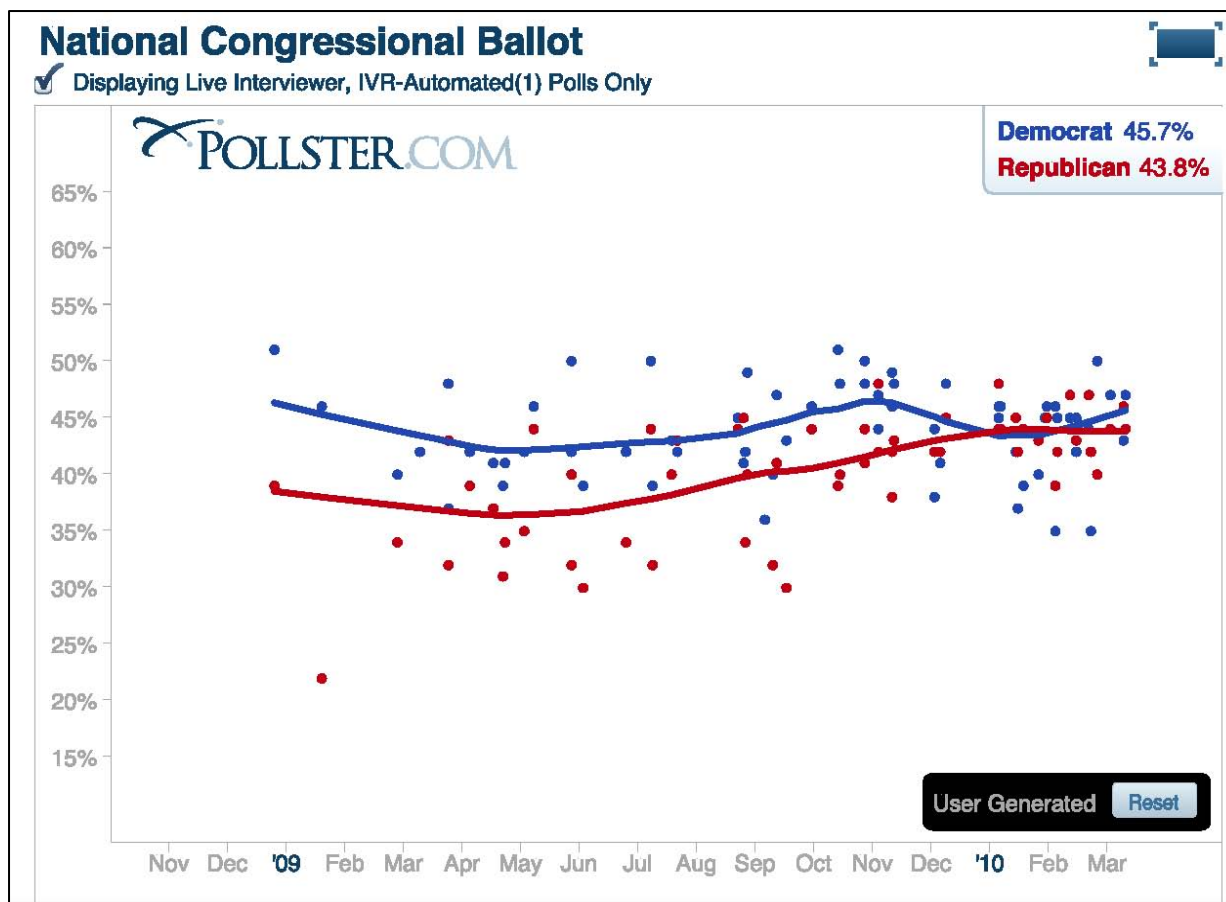
- Barack Obama
- Democratic Party
- Democratic Congress
- ✕ Republican Party
- ✱ Republicans in Congress





## Democrats take small lead in generic ballot in public polls

*I know it is a long way off, but thinking about the elections in 2010, if the election for U.S. Congress were held today, would you be voting for (DEMOCRATIC HOUSE CANDIDATE) or (REPUBLICAN HOUSE CANDIDATE)?*



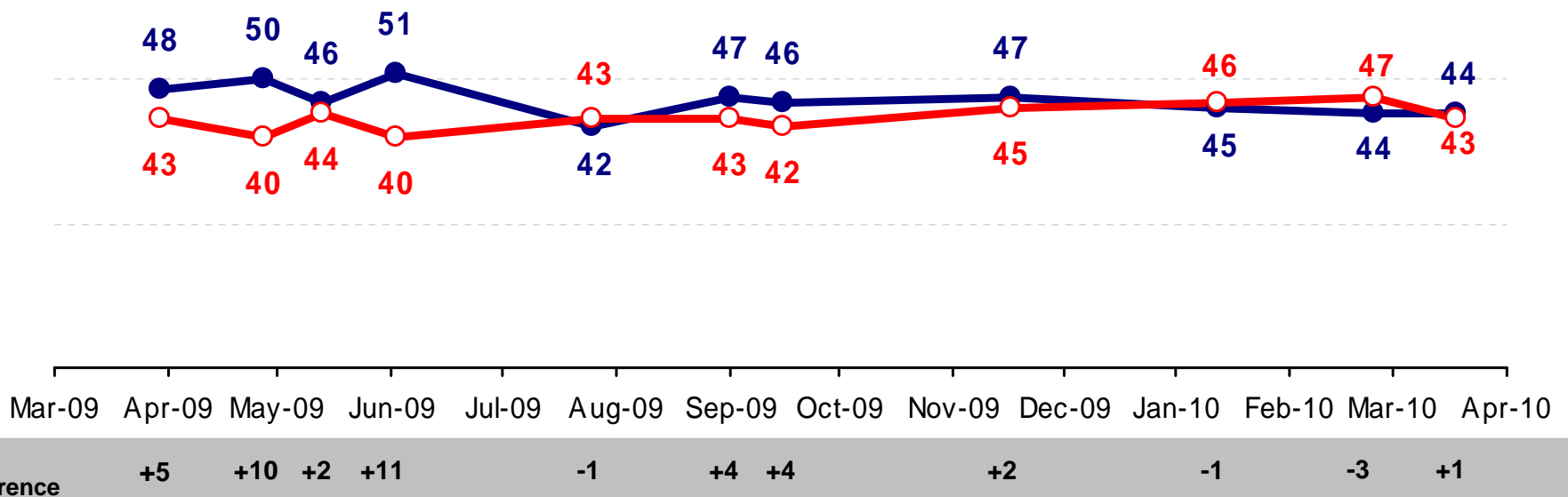
*\*Note: Lines show average trends from national polls collected by pollster.com as of March 19, 2010. Most polls ask the vote in the generic. Note that this set has been filtered to exclude internet and Rasmussen polls, which have shown to be outliers.*

# Congressional election tied but Republican vote drops 4 points

*I know it is a long way off, but thinking about the elections in 2010, if the election for U.S. Congress were held today, would you be voting for (DEMOCRATIC HOUSE CANDIDATE) or (REPUBLICAN HOUSE CANDIDATE)?*

—●— Democratic Candidate

—○— Republican Candidate

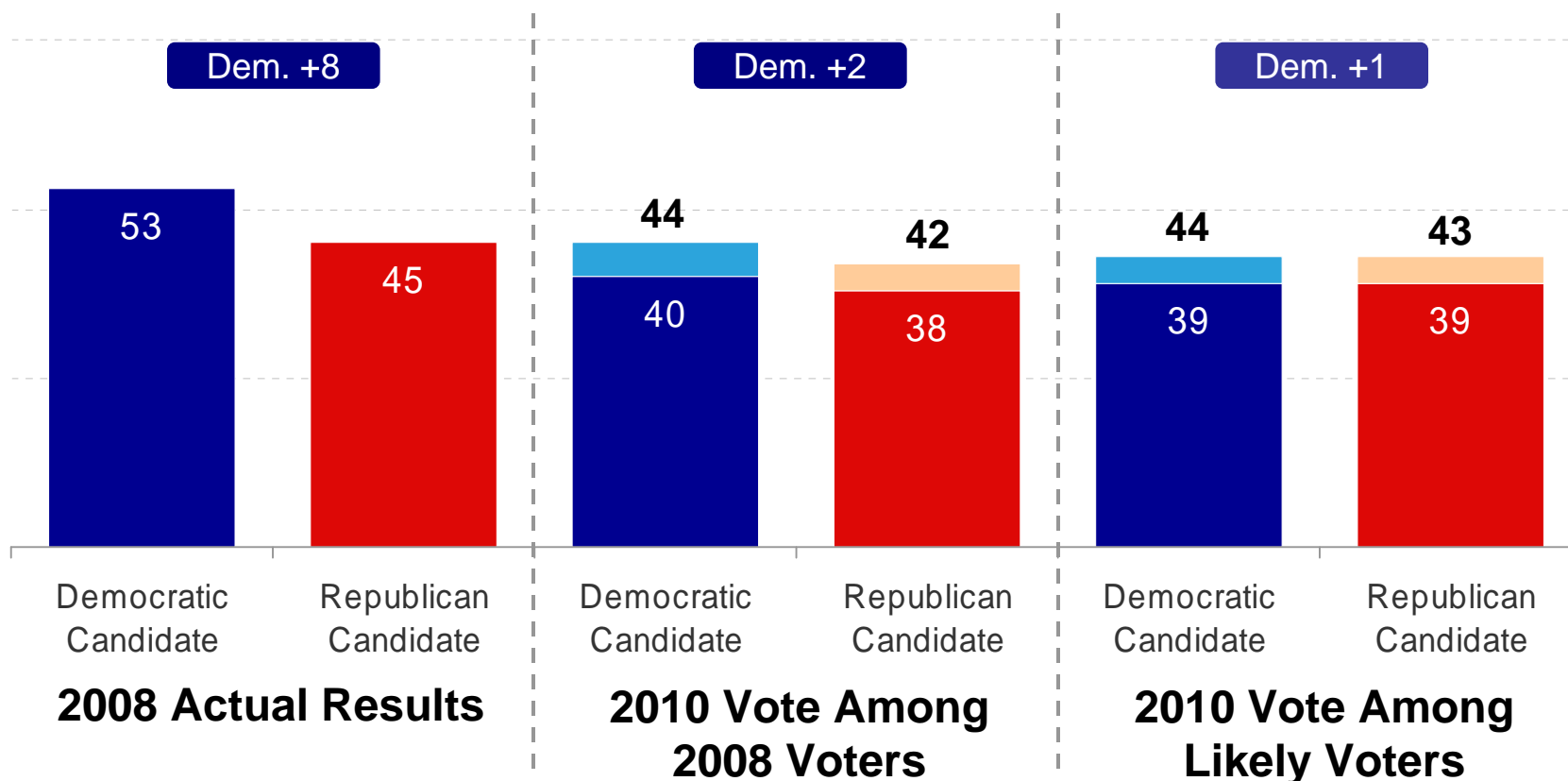


*\*Note: Incumbent names were inserted preceded by party identification with the generic “the Democratic candidate” or “the Republican candidate” inserted for the opposition. For the cell phone sample and open seat districts, both candidates were generic.*

## Democrats lag in 2008 electorate and among likely voters

*I know it is a long way off, but thinking about the elections in 2010, if the election for U.S. Congress were held today, would you be voting for (DEMOCRATIC HOUSE CANDIDATE) or (REPUBLICAN HOUSE CANDIDATE)?*

■ Democratic Candidate ■ Republican Candidate



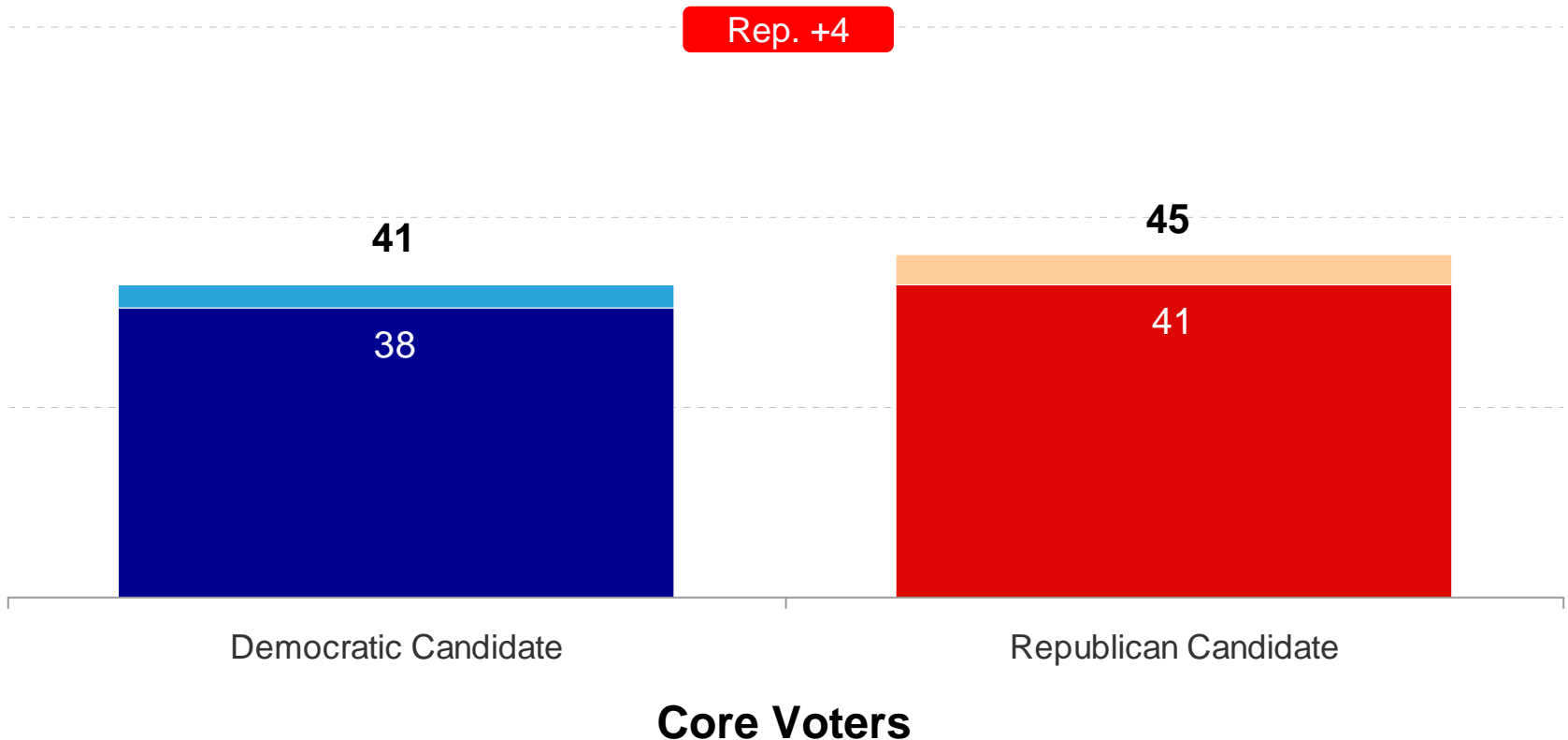
*\*Note: Show full sample of 2008 voters – includes those who voted in 2008 but who are not likely to vote in 2010. Actual results based on secretary of state reports.*

## With lower turnout, Republican take lead

*I know it is a long way off, but thinking about the elections in 2010, if the election for U.S. Congress were held today, would you be voting for (DEMOCRATIC HOUSE CANDIDATE) or (REPUBLICAN HOUSE CANDIDATE)?*

■ Democratic Candidate

■ Republican Candidate



*\*Note: Core voters are those with the highest likelihood of voting in 2010 by responding that they are 'almost certain' to vote.*

# GREENBERG QUINLAN ROSNER RESEARCH

[www.greenbergresearch.com](http://www.greenbergresearch.com)

## Washington, DC

10 G Street NE,  
Suite 500  
Washington, DC 20002

Ph: +1 202 478 8300

Fax: +1 202 478 8301

## London, UK

405 Carrington House,  
6 Hertford Street  
London, UK W1J 7SU

Ph: +44 (0) 207 499 5204

Fax: +44 (0) 207 499 5284